



# Porsche Club

---

## Motorsport



## BOXSTER CUP



## Donington GP

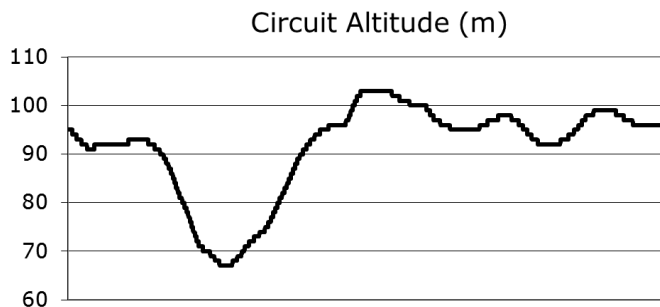
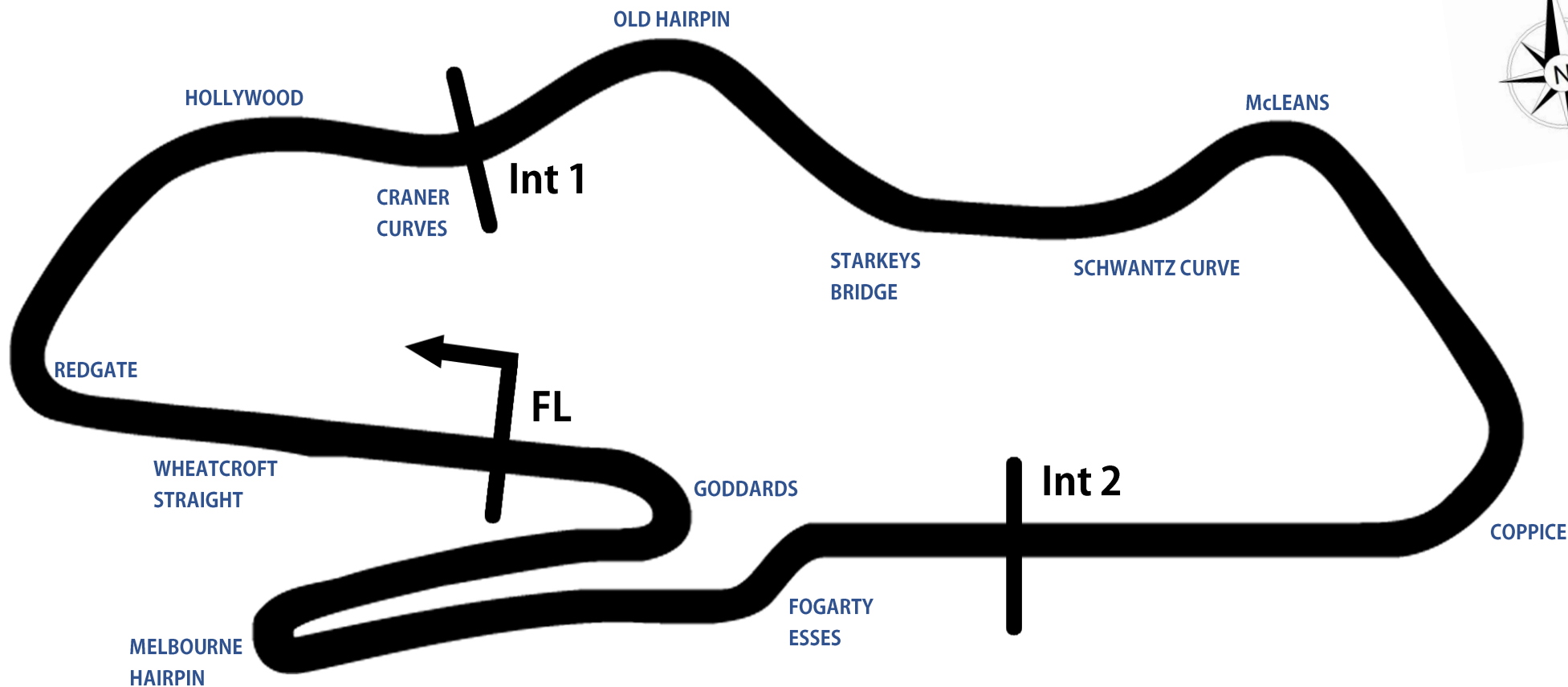
15<sup>th</sup> September 2024

## Results



# Donington Park GP Circuit

Castle Donington, Derby, UK



Length	2.4873 miles   4.003 km   4003m		
FL	Start @ 60m	52.82971 N	1.37867 W
Int 1	941m	52.83226 N	1.37893 W
Int 2	2641m	52.82866 N	1.37129 W
Pit Entry	3976m	52.82951 N	1.37832 W
Pit Exit	229m after FL	52.82996 N	1.38205 W
Pit Entry - Pit Exit	256m, 18.4s @ 50kph, 15.3s @ 60kph		

# Woods Foodservice Boxster Cup

## QUALIFYING - RACE 19 - 2ND FASTEST CLASSIFICATION

POS	NO	NAME	ENTRY	TIME	ON	LAPS	GAP	DIFF	MPH
1	11	Ryan CHARTERS	Boxster 986 S - Ashgood Porsche Specialists	1:49.132	5	11			82.05
2	53*	Wayne GREGORY	Boxster 986 S - Woods Foodservice	1:49.174	4	11	0.042	0.042	82.02
3	6	Mike THOMPSON	Boxster 986 S - Porsche Bolton	1:49.291	9	10	0.159	0.117	81.93
4	44*	Scott EVANS	Boxster 986 S - Sandown Motorsport	1:49.310	11	11	0.178	0.019	81.91
5	81	Perry DARLING	Boxster 986 S - Supatune	1:49.376	10	10	0.244	0.066	81.86
6	17	Darren KING	Boxster 986 S - Darren King/Unique Racing/Unique Por	1:50.356	10	10	1.224	0.980	81.14
7	66	Vikram SUDERA	Boxster 986 S - Unique Porsche	1:50.530	6	9	1.398	0.174	81.01
8	90*	Sarah THOMSON	Boxster 986 S - Sarah Thomson	1:50.554	10	10	1.422	0.024	80.99
9	20	Faye NOBLE-EVANS	Boxster 986 S - Parr Motorsport/ United Hygiene Soluti	1:50.585	5	11	1.453	0.031	80.97
10	72	Mike CURTLER	Boxster 986 S - Ashgood Porsche Specialists	1:50.819	10	10	1.687	0.234	80.80
11	60*	Anthony LEVY	Boxster 986 S - Supatune Motorsport	1:51.140	8	10	2.008	0.321	80.56
12	99	Graham HEARD	Boxster 986 S - Elite Porsche	1:51.196	5	10	2.064	0.056	80.52
13	27*	Barrington DARCY	Boxster 986 S - Stand 2 Motorsport	1:51.733	10	10	2.601	0.537	80.14
14	36	William CURTLER	Boxster 986 S - Ashgood Porsche Specialists	1:51.945	6	10	2.813	0.212	79.98
15	55	Scot ADAMS	Boxster 986 S - Porsche Centre Newport Lakeside Driv	1:52.576	3	10	3.444	0.631	79.54
16	96*	Charlie DYE	Boxster 986 S - Montrose Racing	1:52.708	5	10	3.576	0.132	79.44
17	46	Tom HALE	Boxster 986 S - Tom Hale /Porsche Centre Nottingham	1:52.927	4	9	3.795	0.219	79.29
18	38	Eric BRIDGES	Boxster 986 S - Eric Bridges	1:53.295	7	11	4.163	0.368	79.03
19	51*	Stuart WARNER	Boxster 986 S - Stuart Warner/Supatune Motorsport	1:53.541	8	9	4.409	0.246	78.86
20	68*	Martin MASON	Boxster 986 S - Bahnsport	1:53.715	9	10	4.583	0.174	78.74
21	86	Ben GREWCOCK	Boxster 986 S - Porsche Bournemouth	1:54.710	5	10	5.578	0.995	78.06
22	61	Nick LAWRENCE	Boxster 986 S - Rindt Vehicle Design	1:55.584	9	10	6.452	0.874	77.47
23	25	Craig HORVATH	Boxster 986 S - GT one Ltd	1:56.271	7	10	7.139	0.687	77.01
24	64*	David HUSSEY	Boxster 986 S - philip raby ltd	1:57.463	4	9	8.331	1.192	76.23
25	24	Sarah WOOD	Boxster 986 S - Autofarm	2:03.949	4	9	14.817	6.486	72.24

### Comments:

\*Car 68 requires a working transponder - Regulation Q12.8.1 refers.

\*Car 60 - transponder working intermittently, please check position.

No. 44, 51, 53, 64, 90, 96 - 1 Lap time disallowed; exceeding track limits.

No. 27, 60 - 2 Lap times disallowed; exceeding track limits.

Weather / Track : Bright / Dry

These results are provisional until the conclusion of any judicial and technical matters.

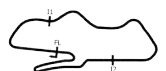
Date: 15/09/2024 Start: 09:57 Finish: 10:17

Donington Park GP: 2.4873 miles

Clerk Of Course: Andy Stevens

Stewards:

Timekeeper: Nick Palmer



# Woods Foodservice Boxster Cup

## QUALIFYING - RACE 15 - CLASSIFICATION

POS	NO	NAME	ENTRY	TIME	ON	LAPS	GAP	DIFF	MPH
1	44*	Scott EVANS	Boxster 986 S - Sandown Motorsport	1:48.513	8	11			82.51
2	11	Ryan CHARTERS	Boxster 986 S - Ashgood Porsche Specialists	1:48.606	10	11	0.093	0.093	82.44
3	53*	Wayne GREGORY	Boxster 986 S - Woods Foodservice	1:48.854	3	11	0.341	0.248	82.26
4	6	Mike THOMPSON	Boxster 986 S - Porsche Bolton	1:49.194	10	10	0.681	0.340	82.00
5	81	Perry DARLING	Boxster 986 S - Supatune	1:49.229	6	10	0.716	0.035	81.97
6	20	Faye NOBLE-EVANS	Boxster 986 S - Parr Motorsport/ United Hygiene Solutic	1:49.966	10	11	1.453	0.737	81.42
7	66	Vikram SUDERA	Boxster 986 S - Unique Porsche	1:50.070	8	9	1.557	0.104	81.35
8	17	Darren KING	Boxster 986 S - Darren King/Unique Racing/Unique Por	1:50.255	3	10	1.742	0.185	81.21
9	99	Graham HEARD	Boxster 986 S - Elite Porsche	1:50.265	4	10	1.752	0.010	81.20
10	60*	Anthony LEVY	Boxster 986 S - Supatune Motorsport	1:50.483	9	10	1.970	0.218	81.04
11	90*	Sarah THOMSON	Boxster 986 S - Sarah Thomson	1:50.540	9	10	2.027	0.057	81.00
12	72	Mike CURTLER	Boxster 986 S - Ashgood Porsche Specialists	1:50.808	9	10	2.295	0.268	80.81
13	36	William CURTLER	Boxster 986 S - Ashgood Porsche Specialists	1:51.662	7	10	3.149	0.854	80.19
14	55	Scot ADAMS	Boxster 986 S - Porsche Centre Newport Lakeside Driv	1:51.695	10	10	3.182	0.033	80.16
15	27*	Barrington DARCY	Boxster 986 S - Stand 2 Motorsport	1:51.710	4	10	3.197	0.015	80.15
16	96*	Charlie DYE	Boxster 986 S - Montrose Racing	1:51.910	7	10	3.397	0.200	80.01
17	46	Tom HALE	Boxster 986 S - Tom Hale /Porsche Centre Nottingham	1:52.367	7	9	3.854	0.457	79.68
18	68*	Martin MASON	Boxster 986 S - Bahnsport	1:53.138	10	10	4.625	0.771	79.14
19	38	Eric BRIDGES	Boxster 986 S - Eric Bridges	1:53.165	10	11	4.652	0.027	79.12
20	51*	Stuart WARNER	Boxster 986 S - Stuart Warner/Supatune Motorsport	1:53.350	7	9	4.837	0.185	78.99
21	86	Ben GREWCOCK	Boxster 986 S - Porsche Bournemouth	1:53.818	6	10	5.305	0.468	78.67
22	61	Nick LAWRENCE	Boxster 986 S - Rindt Vehicle Design	1:54.858	10	10	6.345	1.040	77.96
23	64*	David HUSSEY	Boxster 986 S - philip raby ltd	1:55.210	5	9	6.697	0.352	77.72
24	25	Craig HORVATH	Boxster 986 S - GT one Ltd	1:55.648	10	10	7.135	0.438	77.42
25	24	Sarah WOOD	Boxster 986 S - Autofarm	2:03.501	5	9	14.988	7.853	72.50

### Comments:

\*Car 68 requires a working transponder - Regulation Q12.8.1 refers.

\*Car 60 - transponder working intermittently, please check position.

No. 44, 51, 53, 64, 90, 96 - 1 Lap time disallowed; exceeding track limits.

No. 27, 60 - 2 Lap times disallowed; exceeding track limits.

Weather / Track : Bright / Dry

These results are provisional until the conclusion of any judicial and technical matters.

Date: 15/09/2024 Start: 09:57 Finish: 10:17

Donington Park GP: 2.4873 miles

Clerk Of Course: Andy Stevens

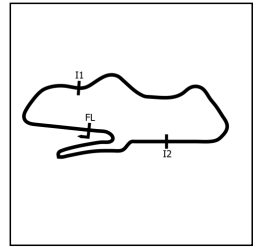
Stewards:

Timekeeper: Nick Palmer



# Woods Foodservice Boxster Cup

## QUALIFYING - RACES 15 & 19 - SECTOR ANALYSIS



SECTOR 1 = FL to I1, SECTOR 2 = I1 to I2, SECTOR 3 = I2 to FL, DIFF = Difference To Personal Best Lap, P = Crossed Finish Line in Pit Lane, D = Time Disallowed

<b>P1 44</b>		<b>Scott EVANS</b>		Boxster 986 S - Sandown Motorsport			
IDEAL LAP TIME : 1:48.059		BEST LAP TIME : 1:48.513		DIFFERENCE : 0.454			
LAP	SECTOR 1	SECTOR 2	SECTOR 3	LAP TIME	MPH	DIFF	TIME OF DAY
1 -	26.456	47.211	45.717	1:59.384	75.00	10.871	10:01:01.918
2 -	24.880	44.116	44.478	1:53.474	78.91	4.961	10:02:55.392
3 -	24.105	43.401	43.960	<del>1:51.466</del> <b>D</b>	80.33	2.953	10:04:46.858
4 -	24.191	43.780	43.182	1:51.153	80.55	2.640	10:06:38.011
5 -	24.227	43.772	42.685	1:50.684	80.90	2.171	10:08:28.695
6 -	23.955	43.057	42.348	1:49.360 <b>(3)</b>	81.88	0.847	10:10:18.055
7 -	23.858	42.729	43.552	1:50.139	81.30	1.626	10:12:08.194
<b>8 -</b>	<b>23.819</b>	42.952	<b>41.742</b>	<b>1:48.513 (1)</b>	<b>82.51</b>		<b>10:13:56.707</b>
9 -	23.889	43.045	43.056	1:49.990	81.41	1.477	10:15:46.697
10 -	23.837	<b>42.498</b>	43.498	1:49.833	81.52	1.320	10:17:36.530
11 -	23.826	42.944	42.540	1:49.310 <b>(2)</b>	81.91	0.797	10:19:25.840

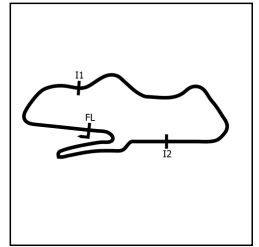
<b>P2 11</b>		<b>Ryan CHARTERS</b>		Boxster 986 S - Ashgood Porsche Specialists			
IDEAL LAP TIME : 1:48.605		BEST LAP TIME : 1:48.606		DIFFERENCE : 0.001			
LAP	SECTOR 1	SECTOR 2	SECTOR 3	LAP TIME	MPH	DIFF	TIME OF DAY
1 -	25.373	45.062	43.547	1:53.982	78.56	5.376	10:00:19.288
2 -	24.779	44.205	42.702	1:51.686	80.17	3.080	10:02:10.974
3 -	24.255	43.265	42.610	1:50.130	81.30	1.524	10:04:01.104
4 -	24.127	43.117	42.359	1:49.603	81.69	0.997	10:05:50.707
5 -	23.980	43.058	42.094	1:49.132 <b>(2)</b>	82.05	0.526	10:07:39.839
6 -	24.045	43.219	42.672	1:49.936	81.45	1.330	10:09:29.775
7 -	24.567	42.983	42.290	1:49.840	81.52	1.234	10:11:19.615
8 -	23.934	43.116	42.099	1:49.149 <b>(3)</b>	82.03	0.543	10:13:08.764
9 -	24.026	43.187	42.352	1:49.565	81.72	0.959	10:14:58.329
<b>10 -</b>	<b>23.902</b>	<b>42.745</b>	<b>41.959</b>	<b>1:48.606 (1)</b>	<b>82.44</b>		<b>10:16:46.935</b>
11 -	<b>23.901</b>	42.979	42.492	1:49.372	81.87	0.766	10:18:36.307

<b>P3 53</b>		<b>Wayne GREGORY</b>		Boxster 986 S - Woods Foodservice			
IDEAL LAP TIME : 1:48.412		BEST LAP TIME : 1:48.854		DIFFERENCE : 0.442			
LAP	SECTOR 1	SECTOR 2	SECTOR 3	LAP TIME	MPH	DIFF	TIME OF DAY
1 -	25.598	44.651	43.261	1:53.510	78.88	4.656	10:00:01.595
2 -	24.422	43.129	42.426	1:49.977	81.42	1.123	10:01:51.572
<b>3 -</b>	<b>23.914</b>	<b>42.862</b>	<b>42.078</b>	<b>1:48.854 (1)</b>	<b>82.26</b>		<b>10:03:40.426</b>
4 -	23.726	43.062	42.386	1:49.174 <b>(2)</b>	82.02	0.320	10:05:29.600
5 -	23.732	43.315	42.406	1:49.453 <b>(3)</b>	81.81	0.599	10:07:19.053
6 -	24.037	43.272	IN PIT	1:51.691 <b>P</b>	80.17	2.837	10:09:10.744
7 -	OUTLAP	43.444	44.540	2:46.040	53.92	57.186	10:11:56.784
8 -	<b>23.721</b>	42.808	42.164	<del>1:48.693</del> <b>D</b>	82.38		10:13:45.477
9 -	23.929	44.244	45.517	1:53.690	78.76	4.836	10:15:39.167
10 -	24.129	43.256	43.265	1:50.650	80.92	1.796	10:17:29.817
11 -	23.842	<b>42.613</b>	43.442	1:49.897	81.48	1.043	10:19:19.714

<b>P4 6</b>		<b>Mike THOMPSON</b>		Boxster 986 S - Porsche Bolton			
IDEAL LAP TIME : 1:48.734		BEST LAP TIME : 1:49.194		DIFFERENCE : 0.460			
LAP	SECTOR 1	SECTOR 2	SECTOR 3	LAP TIME	MPH	DIFF	TIME OF DAY
1 -	26.157	44.718	44.183	1:55.058	77.82	5.864	10:00:15.775
2 -	24.233	43.319	42.844	1:50.396	81.11	1.202	10:02:06.171
3 -	<b>23.924</b>	43.154	42.431	1:49.509 <b>(3)</b>	81.76	0.315	10:03:55.680
4 -	24.019	43.055	42.473	1:49.547	81.74	0.353	10:05:45.227
5 -	24.659	43.223	IN PIT	1:52.320 <b>P</b>	79.72	3.126	10:07:37.547
6 -	OUTLAP	43.596	42.414	3:09.363	47.28	1:20.169	10:10:46.910
7 -	24.481	43.161	43.127	1:50.769	80.83	1.575	10:12:37.679
8 -	24.755	44.644	42.669	1:52.068	79.90	2.874	10:14:29.747
9 -	24.127	43.084	<b>42.080</b>	1:49.291 <b>(2)</b>	81.93	0.097	10:16:19.038
<b>10 -</b>	<b>24.133</b>	<b>42.730</b>	42.331	<b>1:49.194 (1)</b>	<b>82.00</b>		<b>10:18:08.232</b>

# Woods Foodservice Boxster Cup

## QUALIFYING - RACES 15 & 19 - SECTOR ANALYSIS



SECTOR 1 = FL to I1, SECTOR 2 = I1 to I2, SECTOR 3 = I2 to FL, DIFF = Difference To Personal Best Lap, P = Crossed Finish Line in Pit Lane, D = Time Disallowed

<b>P5 81 Perry DARING</b>		Boxster 986 S - Supatune					
IDEAL LAP TIME : 1:48.988		BEST LAP TIME : 1:49.229		DIFFERENCE : 0.241			
LAP	SECTOR 1	SECTOR 2	SECTOR 3	LAP TIME	MPH	DIFF	TIME OF DAY
1 -	27.471	47.600	45.296	2:00.367	74.39	11.138	10:01:09.783
2 -	26.204	44.393	43.711	1:54.308	78.33	5.079	10:03:04.091
3 -	24.196	44.160	43.609	1:51.965	79.97	2.736	10:04:56.056
4 -	24.236	43.834	42.793	1:50.863	80.77	1.634	10:06:46.919
5 -	24.406	44.823	42.381	1:51.610	80.22	2.381	10:08:38.529
<b>6 -</b>	<b>24.131</b>	<b>42.641</b>	42.457	<b>1:49.229 (1)</b>	<b>81.97</b>		<b>10:10:27.758</b>
7 -	24.207	46.000	IN PIT	1:57.591 <b>P</b>	76.14	8.362	10:12:25.349
8 -	OUTLAP	44.735	43.278	2:47.791	53.36	58.562	10:15:13.140
9 -	24.338	43.313	42.322	1:49.973 <b>(3)</b>	81.42	0.744	10:17:03.113
10 -	24.461	42.699	<b>42.216</b>	1:49.376 <b>(2)</b>	81.86	0.147	10:18:52.489

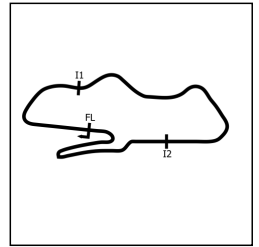
<b>P6 20 Faye NOBLE-EVANS</b>		Boxster 986 S - Parr Motorsport/ United Hygiene Solutions					
IDEAL LAP TIME : 1:49.786		BEST LAP TIME : 1:49.966		DIFFERENCE : 0.180			
LAP	SECTOR 1	SECTOR 2	SECTOR 3	LAP TIME	MPH	DIFF	TIME OF DAY
1 -	27.167	46.660	44.440	1:58.267	75.71	8.301	10:00:21.339
2 -	25.153	46.242	44.099	1:55.494	77.53	5.528	10:02:16.833
3 -	24.691	43.867	43.206	1:51.764	80.11	1.798	10:04:08.597
4 -	24.731	43.728	43.089	1:51.548	80.27	1.582	10:06:00.145
5 -	24.313	43.167	43.105	1:50.585 <b>(2)</b>	80.97	0.619	10:07:50.730
6 -	24.430	43.693	43.429	1:51.552	80.27	1.586	10:09:42.282
7 -	24.420	43.128	43.551	1:51.099	80.59	1.133	10:11:33.381
8 -	25.049	<b>42.996</b>	42.675	1:50.720 <b>(3)</b>	80.87	0.754	10:13:24.101
9 -	<b>24.290</b>	44.124	42.707	1:51.121	80.58	1.155	10:15:15.222
<b>10 -</b>	24.304	43.004	42.658	<b>1:49.966 (1)</b>	<b>81.42</b>		<b>10:17:05.188</b>
11 -	24.329	44.991	<b>42.500</b>	1:51.820	80.07	1.854	10:18:57.008

<b>P7 66 Vikram SUDERA</b>		Boxster 986 S - Unique Porsche					
IDEAL LAP TIME : 1:49.919		BEST LAP TIME : 1:50.070		DIFFERENCE : 0.151			
LAP	SECTOR 1	SECTOR 2	SECTOR 3	LAP TIME	MPH	DIFF	TIME OF DAY
1 -	26.289	45.916	43.798	1:56.003	77.19	5.933	10:00:10.945
2 -	24.712	<b>43.642</b>	42.904	1:51.258	80.48	1.188	10:02:02.203
3 -	24.254	43.649	42.739	1:50.642 <b>(3)</b>	80.93	0.572	10:03:52.845
4 -	24.501	44.041	44.599	1:53.141	79.14	3.071	10:05:45.986
5 -	25.708	47.932	42.661	1:56.301	76.99	6.231	10:07:42.287
6 -	24.250	43.710	42.570	1:50.530 <b>(2)</b>	81.01	0.460	10:09:32.817
7 -	24.277	45.912	42.316	1:52.505	79.59	2.435	10:11:25.322
<b>8 -</b>	<b>24.227</b>	43.793	<b>42.050</b>	<b>1:50.070 (1)</b>	<b>81.35</b>		<b>10:13:15.392</b>
9 -	24.316	43.873	IN PIT	1:52.364 <b>P</b>	79.69	2.294	10:15:07.756

<b>P8 17 Darren KING</b>		Boxster 986 S - Darren King/Unique Racing/Unique Porsche					
IDEAL LAP TIME : 1:49.533		BEST LAP TIME : 1:50.255		DIFFERENCE : 0.722			
LAP	SECTOR 1	SECTOR 2	SECTOR 3	LAP TIME	MPH	DIFF	TIME OF DAY
1 -	26.466	46.468	44.823	1:57.757	76.04	7.502	10:00:12.089
2 -	24.499	44.822	42.830	1:52.151	79.84	1.896	10:02:04.240
<b>3 -</b>	24.236	43.496	42.523	<b>1:50.255 (1)</b>	<b>81.21</b>		<b>10:03:54.495</b>
4 -	<b>24.101</b>	<b>43.084</b>	43.352	1:50.537 <b>(3)</b>	81.00	0.282	10:05:45.032
5 -	25.389	44.562	43.183	1:53.134	79.14	2.879	10:07:38.166
6 -	24.205	45.601	43.077	1:52.883	79.32	2.628	10:09:31.049
7 -	25.014	47.939	44.482	1:57.435	76.25	7.180	10:11:28.484
8 -	24.102	46.291	IN PIT	1:56.024 <b>P</b>	77.17	5.769	10:13:24.508
9 -	OUTLAP	47.833	43.119	2:52.261	51.98	1:02.006	10:16:16.769
10 -	24.112	43.896	<b>42.348</b>	1:50.356 <b>(2)</b>	81.14	0.101	10:18:07.125

# Woods Foodservice Boxster Cup

## QUALIFYING - RACES 15 & 19 - SECTOR ANALYSIS



SECTOR 1 = FL to I1, SECTOR 2 = I1 to I2, SECTOR 3 = I2 to FL, DIFF = Difference To Personal Best Lap, P = Crossed Finish Line in Pit Lane, D = Time Disallowed

P9 99		Graham HEARD		Boxster 986 S - Elite Porsche			
IDEAL LAP TIME : 1:49.850		BEST LAP TIME : 1:50.265		DIFFERENCE : 0.415			
LAP	SECTOR 1	SECTOR 2	SECTOR 3	LAP TIME	MPH	DIFF	TIME OF DAY
1 -	27.950	46.504	44.751	1:59.205	75.11	8.940	10:00:44.093
2 -	25.131	46.196	43.233	1:54.560	78.16	4.295	10:02:38.653
3 -	24.807	45.964	<b>42.678</b>	1:53.449	78.92	3.184	10:04:32.102
4 -	24.078	43.448	42.739	<b>1:50.265 (1)</b>	<b>81.20</b>		<b>10:06:22.367</b>
5 -	<b>24.030</b>	44.160	43.006	1:51.196 (2)	80.52	0.931	10:08:13.563
6 -	24.467	44.079	IN PIT	1:53.578 P	78.83	3.313	10:10:07.141
7 -	OUTLAP	43.781	42.911	2:31.666	59.04	41.401	10:12:38.807
8 -	24.293	44.155	43.116	1:51.564 (3)	80.26	1.299	10:14:30.371
9 -	24.080	<b>43.142</b>	IN PIT	1:51.150 P	80.56	0.885	10:16:21.521
10 -	OUTLAP	43.774	43.709	2:35.929	57.42	45.664	10:18:57.450

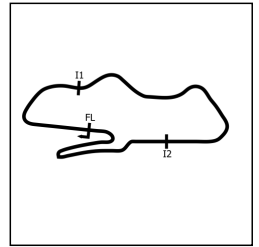
P10 60		Anthony LEVY		Boxster 986 S - Supatune Motorsport			
IDEAL LAP TIME : 1:49.795		BEST LAP TIME : 1:50.483		DIFFERENCE : 0.688			
LAP	SECTOR 1	SECTOR 2	SECTOR 3	LAP TIME	MPH	DIFF	TIME OF DAY
1 -	27.679	47.392	48.139	2:03.210	72.67	12.727	10:00:41.246
2 -	24.982	44.596	43.529	1:53.107	79.16	2.624	10:02:34.353
3 -	24.508	<b>43.321</b>	43.864	1:51.693 (3)	80.17	1.210	10:04:26.046
4 -	24.848	44.263	43.115	1:52.226	79.78	1.743	10:06:18.272
5 -			IN PIT	1:57.323 P	76.32	6.840	10:08:15.595
6 -		44.636	43.800	3:22.307	44.26	1:31.824	10:11:37.902
7 -	24.875	44.801	43.345	1:53.021	79.22	2.538	10:13:30.923
8 -	24.588	44.049	42.503	1:51.140 (2)	80.56	0.657	10:15:22.063
9 -	<b>24.113</b>	43.766	42.604	<b>1:50.483 (1)</b>	<b>81.04</b>		<b>10:17:12.546</b>
10 -	24.186	43.850	<b>42.361</b>	1:50.397 D	81.11		10:19:02.943

P11 90		Sarah THOMSON		Boxster 986 S - Sarah Thomson			
IDEAL LAP TIME : 1:49.849		BEST LAP TIME : 1:50.540		DIFFERENCE : 0.691			
LAP	SECTOR 1	SECTOR 2	SECTOR 3	LAP TIME	MPH	DIFF	TIME OF DAY
1 -	26.906	47.236	47.142	2:01.284	73.83	10.744	10:00:18.552
2 -	25.324	45.825	44.003	1:55.152	77.76	4.612	10:02:13.704
3 -	24.914	44.590	43.074	1:52.578	79.54	2.038	10:04:06.282
4 -	24.430	44.253	42.486	1:51.169 (3)	80.54	0.629	10:05:57.451
5 -	24.386	44.300	43.709	1:52.395	79.66	1.855	10:07:49.846
6 -	24.728	45.658	IN PIT	1:55.309 D	77.65	4.769	10:09:45.155
7 -	OUTLAP	47.018	44.210	2:46.896	53.65	56.356	10:12:32.051
8 -	24.170	44.476	43.161	1:51.807	80.08	1.267	10:14:23.858
9 -	<b>23.993</b>	44.161	<b>42.386</b>	<b>1:50.540 (1)</b>	<b>81.00</b>		<b>10:16:14.398</b>
10 -	24.076	<b>43.470</b>	43.008	1:50.554 (2)	80.99	0.014	10:18:04.952

P12 72		Mike CURTLER		Boxster 986 S - Ashgood Porsche Specialists			
IDEAL LAP TIME : 1:50.435		BEST LAP TIME : 1:50.808		DIFFERENCE : 0.373			
LAP	SECTOR 1	SECTOR 2	SECTOR 3	LAP TIME	MPH	DIFF	TIME OF DAY
1 -	27.235	48.990	46.305	2:02.530	73.07	11.722	10:00:57.747
2 -	25.212	46.577	43.898	1:55.687	77.40	4.879	10:02:53.434
3 -	<b>24.498</b>	44.229	43.743	1:52.470	79.61	1.662	10:04:45.904
4 -	24.690	47.745	44.914	1:57.349	76.30	6.541	10:06:43.253
5 -	24.734	44.591	43.393	1:52.718	79.44	1.910	10:08:35.971
6 -	24.755	44.604	43.688	1:53.047	79.21	2.239	10:10:29.018
7 -	24.588	46.308	44.888	1:55.784	77.33	4.976	10:12:24.802
8 -	24.579	44.330	43.012	1:51.921 (3)	80.00	1.113	10:14:16.723
9 -	24.611	43.991	<b>42.206</b>	<b>1:50.808 (1)</b>	<b>80.81</b>		<b>10:16:07.531</b>
10 -	24.501	<b>43.731</b>	42.587	1:50.819 (2)	80.80	0.011	10:17:58.350

# Woods Foodservice Boxster Cup

## QUALIFYING - RACES 15 & 19 - SECTOR ANALYSIS



SECTOR 1 = FL to I1, SECTOR 2 = I1 to I2, SECTOR 3 = I2 to FL, DIFF = Difference To Personal Best Lap, P = Crossed Finish Line in Pit Lane, D = Time Disallowed

<b>P13 36</b>		<b>William CURTLER</b>		Boxster 986 S - Ashgood Porsche Specialists			
IDEAL LAP TIME : 1:51.609		BEST LAP TIME : 1:51.662		DIFFERENCE : 0.053			
LAP	SECTOR 1	SECTOR 2	SECTOR 3	LAP TIME	MPH	DIFF	TIME OF DAY
1 -	27.356	49.163	46.119	2:02.638	73.01	10.976	10:00:57.267
2 -	25.260	46.523	43.810	1:55.593	77.46	3.931	10:02:52.860
3 -	24.652	44.091	43.615	1:52.358	79.69	0.696	10:04:45.218
4 -	24.879	45.245	44.962	1:55.086	77.80	3.424	10:06:40.304
5 -	24.912	44.273	43.590	1:52.775	79.40	1.113	10:08:33.079
6 -	24.622	43.878	43.445	1:51.945 (2)	79.98	0.283	10:10:25.024
7 -	<b>24.511</b>	43.794	43.357	<b>1:51.662 (1)</b>	<b>80.19</b>		<b>10:12:16.686</b>
8 -	24.931	44.079	43.873	1:52.883	79.32	1.221	10:14:09.569
9 -	24.829	44.300	43.434	1:52.563	79.55	0.901	10:16:02.132
10 -	25.035	<b>43.757</b>	<b>43.341</b>	1:52.133 (3)	79.85	0.471	10:17:54.265

<b>P14 55</b>		<b>Scot ADAMS</b>		Boxster 986 S - Porsche Centre Newport Lakeside Drive			
IDEAL LAP TIME : 1:51.316		BEST LAP TIME : 1:51.695		DIFFERENCE : 0.379			
LAP	SECTOR 1	SECTOR 2	SECTOR 3	LAP TIME	MPH	DIFF	TIME OF DAY
1 -	28.202	49.443	45.031	2:02.676	72.99	10.981	10:00:55.803
2 -	25.887	46.647	43.518	1:56.052	77.15	4.357	10:02:51.855
3 -	24.623	<b>43.863</b>	44.090	1:52.576 (2)	79.54	0.881	10:04:44.431
4 -	25.021	44.762	43.217	1:53.000	79.24	1.305	10:06:37.431
5 -	24.628	45.238	43.929	1:53.795	78.68	2.100	10:08:31.226
6 -	24.808	44.312	43.664	1:52.784 (3)	79.39	1.089	10:10:24.010
7 -	24.815	44.388	IN PIT	1:56.788 P	76.67	5.093	10:12:20.798
8 -	OUTLAP	46.026	43.589	2:56.100	50.84	1:04.405	10:15:16.898
9 -	<b>24.522</b>	44.612	43.730	1:52.864	79.33	1.169	10:17:09.762
10 -	24.601	44.163	<b>42.931</b>	<b>1:51.695 (1)</b>	<b>80.16</b>		<b>10:19:01.457</b>

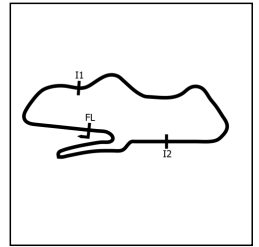
<b>P15 27</b>		<b>Barrington DARCY</b>		Boxster 986 S - Stand 2 Motorsport			
IDEAL LAP TIME : 1:51.025		BEST LAP TIME : 1:51.710		DIFFERENCE : 0.685			
LAP	SECTOR 1	SECTOR 2	SECTOR 3	LAP TIME	MPH	DIFF	TIME OF DAY
1 -	27.642	46.543	45.959	2:00.144	74.53	8.434	10:00:37.180
2 -	24.877	45.893	45.102	1:55.872	77.27	4.162	10:02:33.052
3 -	24.712	43.956	46.303	1:54.971	77.88	3.261	10:04:28.023
4 -	24.637	43.567	43.506	<b>1:51.710 (1)</b>	<b>80.15</b>		<b>10:06:19.733</b>
5 -	24.448	<b>43.299</b>	43.613	<del>1:51.360</del> D	80.40		10:08:11.093
6 -	27.696	45.053	IN PIT	1:58.372 P	75.64	6.662	10:10:09.465
7 -	OUTLAP	45.017	<b>43.296</b>	3:24.013	43.89	1:32.303	10:13:33.478
8 -	24.712	43.932	43.674	<del>1:52.318</del> D	79.72	0.608	10:15:25.796
9 -	<b>24.430</b>	44.614	43.440	1:52.484 (3)	79.60	0.774	10:17:18.280
10 -	24.559	43.769	43.405	1:51.733 (2)	80.14	0.023	10:19:10.013

<b>P16 96</b>		<b>Charlie DYE</b>		Boxster 986 S - Montrose Racing			
IDEAL LAP TIME : 1:51.259		BEST LAP TIME : 1:51.910		DIFFERENCE : 0.651			
LAP	SECTOR 1	SECTOR 2	SECTOR 3	LAP TIME	MPH	DIFF	TIME OF DAY
1 -	32.364	53.395	49.631	2:15.390	66.13	23.480	10:00:50.621
2 -	30.040	52.866	47.917	2:10.823	68.44	18.913	10:03:01.444
3 -	25.336	45.453	43.481	1:54.270	78.36	2.360	10:04:55.714
4 -	27.346	45.371	44.901	1:57.618	76.13	5.708	10:06:53.332
5 -	24.642	44.717	43.349	1:52.708 (2)	79.44	0.798	10:08:46.040
6 -	24.787	43.992	43.979	1:52.758 (3)	79.41	0.848	10:10:38.798
7 -	<b>24.555</b>	44.311	43.044	<b>1:51.910 (1)</b>	<b>80.01</b>		<b>10:12:30.708</b>
8 -	24.595	45.231	IN PIT	1:56.077 P	77.14	4.167	10:14:26.785
9 -	OUTLAP	44.776	43.209	2:37.884	56.71	45.974	10:17:04.669
10 -	24.587	<b>43.919</b>	<b>42.785</b>	<del>1:51.291</del> D	80.45		10:18:55.960



# Woods Foodservice Boxster Cup

## QUALIFYING - RACES 15 & 19 - SECTOR ANALYSIS



SECTOR 1 = FL to I1, SECTOR 2 = I1 to I2, SECTOR 3 = I2 to FL, DIFF = Difference To Personal Best Lap, P = Crossed Finish Line in Pit Lane, D = Time Disallowed

<b>P17 46 Tom HALE</b>		Boxster 986 S - Tom Hale /Porsche Centre Nottingham/Marksme					
IDEAL LAP TIME : 1:52.084		BEST LAP TIME : 1:52.367		DIFFERENCE : 0.283			
LAP	SECTOR 1	SECTOR 2	SECTOR 3	LAP TIME	MPH	DIFF	TIME OF DAY
1 -	28.307	48.756	46.617	2:03.680	72.40	11.313	10:01:04.031
2 -	25.974	45.169	44.033	1:55.176	77.74	2.809	10:02:59.207
3 -	25.002	45.059	43.680	1:53.741	78.72	1.374	10:04:52.948
4 -	<b>24.813</b>	44.559	43.555	1:52.927 (2)	79.29	0.560	10:06:45.875
5 -	25.152	46.216	IN PIT	1:56.610 P	76.78	4.243	10:08:42.485
6 -	OUTLAP	46.734	<b>42.938</b>	3:44.441	39.89	1:52.074	10:12:26.926
7 -	24.833	44.512	43.022	<b>1:52.367 (1)</b>	<b>79.68</b>		<b>10:14:19.293</b>
8 -	25.253	44.781	43.115	1:53.149 (3)	79.13	0.782	10:16:12.442
9 -	25.008	<b>44.333</b>	44.428	1:53.769	78.70	1.402	10:18:06.211

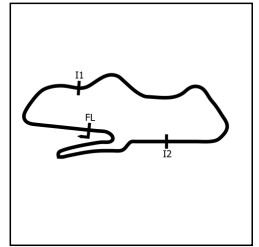
<b>P18 68 Martin MASON</b>		Boxster 986 S - Bahnsport					
IDEAL LAP TIME :		BEST LAP TIME : 1:53.138		DIFFERENCE :			
LAP	SECTOR 1	SECTOR 2	SECTOR 3	LAP TIME	MPH	DIFF	TIME OF DAY
1 -				2:07.997	69.95	14.859	10:00:53.786
2 -				2:03.500	72.50	10.362	10:02:57.286
3 -				1:56.597	76.79	3.459	10:04:53.883
4 -				1:54.314	78.33	1.176	10:06:48.197
5 -				1:54.206 (3)	78.40	1.068	10:08:42.403
6 -				1:57.798	76.01	4.660	10:10:40.201
7 -				1:55.468	77.54	2.330	10:12:35.669
8 -				1:57.122	76.45	3.984	10:14:32.791
9 -				1:53.715 (2)	78.74	0.577	10:16:26.506
10 -				<b>1:53.138 (1)</b>	<b>79.14</b>		<b>10:18:19.644</b>

<b>P19 38 Eric BRIDGES</b>		Boxster 986 S - Eric Bridges					
IDEAL LAP TIME : 1:52.798		BEST LAP TIME : 1:53.165		DIFFERENCE : 0.367			
LAP	SECTOR 1	SECTOR 2	SECTOR 3	LAP TIME	MPH	DIFF	TIME OF DAY
1 -	27.550	47.211	45.839	2:00.600	74.24	7.435	10:00:20.705
2 -	25.400	46.197	45.084	1:56.681	76.74	3.516	10:02:17.386
3 -	25.766	45.142	43.991	1:54.899	77.93	1.734	10:04:12.285
4 -	25.389	44.803	44.484	1:54.676	78.08	1.511	10:06:06.961
5 -	25.418	45.209	43.614	1:54.241	78.38	1.076	10:08:01.202
6 -	25.062	<b>44.403</b>	43.844	1:53.309 (3)	79.02	0.144	10:09:54.511
7 -	25.207	44.501	43.587	1:53.295 (2)	79.03	0.130	10:11:47.806
8 -	25.127	46.168	43.515	1:54.810	77.99	1.645	10:13:42.616
9 -	25.161	45.310	<b>43.447</b>	1:53.918	78.60	0.753	10:15:36.534
10 -	<b>24.948</b>	44.712	43.505	<b>1:53.165 (1)</b>	<b>79.12</b>		<b>10:17:29.699</b>
11 -	25.532	45.101	43.845	1:54.478	78.21	1.313	10:19:24.177

<b>P20 51 Stuart WARNER</b>		Boxster 986 S - Stuart Warner/Supatune Motorsport					
IDEAL LAP TIME : 1:53.012		BEST LAP TIME : 1:53.350		DIFFERENCE : 0.338			
LAP	SECTOR 1	SECTOR 2	SECTOR 3	LAP TIME	MPH	DIFF	TIME OF DAY
1 -	27.585	51.181	45.566	2:04.332	72.02	10.982	10:00:53.661
2 -	25.374	45.714	44.376	1:55.464	77.55	2.114	10:02:49.125
3 -	25.585	45.449	43.768	<del>1:54.802</del> D	77.99	1.452	10:04:43.927
4 -	25.104	45.098	IN PIT	1:59.958 P	74.64	6.608	10:06:43.885
5 -	OUTLAP	47.027	44.445	3:38.178	41.04	1:44.828	10:10:22.063
6 -	24.988	44.766	43.893	1:53.647 (3)	78.79	0.297	10:12:15.710
7 -	<b>24.801</b>	44.901	<b>43.648</b>	<b>1:53.350 (1)</b>	<b>78.99</b>		<b>10:14:09.060</b>
8 -	24.824	<b>44.563</b>	44.154	1:53.541 (2)	78.86	0.191	10:16:02.601
9 -	25.910	44.847	44.378	1:55.135	77.77	1.785	10:17:57.736

# Woods Foodservice Boxster Cup

## QUALIFYING - RACES 15 & 19 - SECTOR ANALYSIS



SECTOR 1 = FL to I1, SECTOR 2 = I1 to I2, SECTOR 3 = I2 to FL, DIFF = Difference To Personal Best Lap, P = Crossed Finish Line in Pit Lane, D = Time Disallowed

<b>P21 86</b>		<b>Ben GREWCOCK</b>		Boxster 986 S - Porsche Bournemouth			
IDEAL LAP TIME : 1:52.864		BEST LAP TIME : 1:53.818		DIFFERENCE : 0.954			
LAP	SECTOR 1	SECTOR 2	SECTOR 3	LAP TIME	MPH	DIFF	TIME OF DAY
1 -	27.688	47.970	46.546	2:02.204	73.27	8.386	10:00:33.579
2 -	26.403	46.721	44.432	1:57.556	76.17	3.738	10:02:31.135
3 -	25.734	44.947	47.603	1:58.284	75.70	4.466	10:04:29.419
4 -	25.868	46.662	44.411	1:56.941	76.57	3.123	10:06:26.360
5 -	25.566	45.053	44.091	1:54.710 (2)	78.06	0.892	10:08:21.070
6 -	25.583	44.785	<b>43.450</b>	<b>1:53.818 (1)</b>	<b>78.67</b>		<b>10:10:14.888</b>
7 -	<b>25.231</b>	<b>44.183</b>	46.476	1:55.890	77.26	2.072	10:12:10.778
8 -	25.394	44.932	44.409	1:54.735 (3)	78.04	0.917	10:14:05.513
9 -	25.927	45.049	44.582	1:55.558	77.48	1.740	10:16:01.071
10 -	26.342	45.808	47.303	1:59.453	74.96	5.635	10:18:00.524

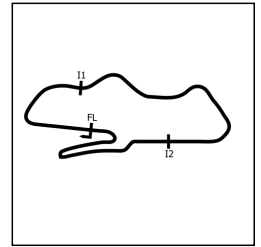
<b>P22 61</b>		<b>Nick LAWRENCE</b>		Boxster 986 S - Rindt Vehicle Design			
IDEAL LAP TIME : 1:54.858		BEST LAP TIME : 1:54.858		DIFFERENCE : 0.000			
LAP	SECTOR 1	SECTOR 2	SECTOR 3	LAP TIME	MPH	DIFF	TIME OF DAY
1 -	27.921	47.794	46.974	2:02.689	72.98	7.831	10:01:11.112
2 -	26.304	47.836	45.891	2:00.031	74.60	5.173	10:03:11.143
3 -	25.878	45.225	45.122	1:56.225	77.04	1.367	10:05:07.368
4 -	25.375	45.365	45.207	1:55.947	77.22	1.089	10:07:03.315
5 -	25.764	46.510	45.502	1:57.776	76.02	2.918	10:09:01.091
6 -	25.769	46.178	44.984	1:56.931	76.57	2.073	10:10:58.022
7 -	25.684	45.418	44.741	1:55.843 (3)	77.29	0.985	10:12:53.865
8 -	27.986	51.063	47.096	2:06.145	70.98	11.287	10:15:00.010
9 -	25.351	45.295	44.938	1:55.584 (2)	77.47	0.726	10:16:55.594
10 -	<b>25.224</b>	<b>44.982</b>	<b>44.652</b>	<b>1:54.858 (1)</b>	<b>77.96</b>		<b>10:18:50.452</b>

<b>P23 64</b>		<b>David HUSSEY</b>		Boxster 986 S - philip raby ltd			
IDEAL LAP TIME : 1:55.210		BEST LAP TIME : 1:55.210		DIFFERENCE : 0.000			
LAP	SECTOR 1	SECTOR 2	SECTOR 3	LAP TIME	MPH	DIFF	TIME OF DAY
1 -	26.697	49.039	47.717	2:03.453	72.53	8.243	10:00:32.923
2 -	25.941	48.918	47.180	2:02.039	73.37	6.829	10:02:34.962
3 -	25.770	46.606	45.907	1:58.283 (3)	75.70	3.073	10:04:33.245
4 -	25.581	45.998	45.884	1:57.463 (2)	76.23	2.253	10:06:30.708
5 -	<b>25.293</b>	<b>45.885</b>	<b>44.032</b>	<b>1:55.210 (1)</b>	<b>77.72</b>		<b>10:08:25.918</b>
6 -	25.401	47.254	47.375	2:00.030	74.60	4.820	10:10:25.948
7 -	25.350	57.813	45.964	2:09.127	69.34	13.917	10:12:35.075
8 -	27.173	53.903	IN PIT	<del>2:18.366</del> D	64.71	23.156	10:14:53.441
9 -	OUTLAP	46.828	45.909	4:27.569	33.46	2:32.359	10:19:21.010

<b>P24 25</b>		<b>Craig HORVATH</b>		Boxster 986 S - GT one Ltd			
IDEAL LAP TIME : 1:55.419		BEST LAP TIME : 1:55.648		DIFFERENCE : 0.229			
LAP	SECTOR 1	SECTOR 2	SECTOR 3	LAP TIME	MPH	DIFF	TIME OF DAY
1 -	28.458	49.535	48.345	2:06.338	70.87	10.690	10:01:04.592
2 -	26.643	48.171	46.078	2:00.892	74.06	5.244	10:03:05.484
3 -	25.854	46.867	46.095	1:58.816	75.36	3.168	10:05:04.300
4 -	26.003	47.387	44.674	1:58.064	75.84	2.416	10:07:02.364
5 -	26.128	46.383	44.989	1:57.500	76.20	1.852	10:08:59.864
6 -	25.528	46.728	44.724	1:56.980	76.54	1.332	10:10:56.844
7 -	25.667	46.114	<b>44.490</b>	1:56.271 (2)	77.01	0.623	10:12:53.115
8 -	25.460	46.472	45.001	1:56.933 (3)	76.57	1.285	10:14:50.048
9 -	25.363	47.208	45.516	1:58.087	75.82	2.439	10:16:48.135
10 -	<b>25.262</b>	<b>45.667</b>	44.719	<b>1:55.648 (1)</b>	<b>77.42</b>		<b>10:18:43.783</b>

# Woods Foodservice Boxster Cup

## QUALIFYING - RACES 15 & 19 - SECTOR ANALYSIS



SECTOR 1 = FL to I1, SECTOR 2 = I1 to I2, SECTOR 3 = I2 to FL, DIFF = Difference To Personal Best Lap, P = Crossed Finish Line in Pit Lane, D = Time Disallowed

P25 24		Sarah WOOD		Boxster 986 S - Autofarm			
IDEAL LAP TIME : 2:02.751		BEST LAP TIME : 2:03.501		DIFFERENCE : 0.750			
LAP	SECTOR 1	SECTOR 2	SECTOR 3	LAP TIME	MPH	DIFF	TIME OF DAY
1 -	31.168	56.714	52.197	2:20.079	63.92	16.578	10:01:03.904
2 -	29.178	53.373	48.749	2:11.300	68.19	7.799	10:03:15.204
3 -	27.440	49.693	48.035	2:05.168	71.53	1.667	10:05:20.372
4 -	27.103	49.483	47.363	2:03.949 (2)	72.24	0.448	10:07:24.321
<b>5 -</b>	26.892	<b>48.899</b>	47.710	<b>2:03.501 (1)</b>	<b>72.50</b>		<b>10:09:27.822</b>
6 -	27.743	50.192	<b>47.103</b>	2:05.038	71.61	1.537	10:11:32.860
7 -	27.859	49.791	47.185	2:04.835	71.73	1.334	10:13:37.695
8 -	<b>26.749</b>	49.375	47.868	2:03.992 (3)	72.21	0.491	10:15:41.687
9 -	26.802	49.788	47.872	2:04.462	71.94	0.961	10:17:46.149

# Woods Foodservice Boxster Cup

## QUALIFYING - RACES 15 & 19 - BEST SECTORS

SECTOR 1			SECTOR 2			SECTOR 3			IDEAL / BEST COMPARISON						
POS	NO	NAME	TIME	NO	NAME	TIME	NO	NAME	TIME	POS	NO	NAME	IDEAL	BEST	DIFF
													<b>PERFECT LAP</b>	<b>1:47.961</b>	
1	53	GREGORY	23.721	44	EVANS	42.498	44	EVANS	41.742	1	44	EVANS	1:48.059	1:48.513	0.454
2	44	EVANS	23.819	53	GREGORY	42.613	11	CHARTERS	41.959	2	53	GREGORY	1:48.412	1:48.854	0.442
3	11	CHARTERS	23.901	81	DARLING	42.641	66	SUDERA	42.050	3	11	CHARTERS	1:48.605	1:48.606	0.001
4	6	THOMPSON	23.924	6	THOMPSON	42.730	53	GREGORY	42.078	4	6	THOMPSON	1:48.734	1:49.194	0.460
5	90	THOMSON	23.993	11	CHARTERS	42.745	6	THOMPSON	42.080	5	81	DARLING	1:48.988	1:49.229	0.241
6	99	HEARD	24.030	20	NOBLE-EVANS	42.996	72	CURLER	42.206	6	17	KING	1:49.533	1:50.255	0.722
7	17	KING	24.101	17	KING	43.084	81	DARLING	42.216	7	20	NOBLE-EVANS	1:49.786	1:49.966	0.180
8	60	LEVY	24.113	99	HEARD	43.142	17	KING	42.348	8	60	LEVY	1:49.795	1:50.483	0.688
9	81	DARLING	24.131	27	DARCY	43.299	60	LEVY	42.361	9	90	THOMSON	1:49.849	1:50.540	0.691
10	66	SUDERA	24.227	60	LEVY	43.321	90	THOMSON	42.386	10	99	HEARD	1:49.850	1:50.265	0.415
11	20	NOBLE-EVANS	24.290	90	THOMSON	43.470	20	NOBLE-EVANS	42.500	11	66	SUDERA	1:49.919	1:50.070	0.151
12	27	DARCY	24.430	66	SUDERA	43.642	99	HEARD	42.678	12	72	CURLER	1:50.435	1:50.808	0.373
13	72	CURLER	24.498	72	CURLER	43.731	96	DYE	42.785	13	27	DARCY	1:51.025	1:51.710	0.685
14	36	CURLER	24.511	36	CURLER	43.757	55	ADAMS	42.931	14	96	DYE	1:51.259	1:51.910	0.651
15	55	ADAMS	24.522	55	ADAMS	43.863	46	HALE	42.938	15	55	ADAMS	1:51.316	1:51.695	0.379
16	96	DYE	24.555	96	DYE	43.919	27	DARCY	43.296	16	36	CURLER	1:51.609	1:51.662	0.053
17	51	WARNER	24.801	86	GREWCOCK	44.183	36	CURLER	43.341	17	46	HALE	1:52.084	1:52.367	0.283
18	46	HALE	24.813	46	HALE	44.333	38	BRIDGES	43.447	18	38	BRIDGES	1:52.798	1:53.165	0.367
19	38	BRIDGES	24.948	38	BRIDGES	44.403	86	GREWCOCK	43.450	19	86	GREWCOCK	1:52.864	1:53.818	0.954
20	61	LAWRENCE	25.224	51	WARNER	44.563	51	WARNER	43.648	20	51	WARNER	1:53.012	1:53.350	0.338
21	86	GREWCOCK	25.231	61	LAWRENCE	44.982	64	HUSSEY	44.032	21	61	LAWRENCE	1:54.858	1:54.858	0.000
22	25	HORVATH	25.262	25	HORVATH	45.667	25	HORVATH	44.490	22	64	HUSSEY	1:55.210	1:55.210	0.000
23	64	HUSSEY	25.293	64	HUSSEY	45.885	61	LAWRENCE	44.652	23	25	HORVATH	1:55.419	1:55.648	0.229
24	24	WOOD	26.749	24	WOOD	48.899	24	WOOD	47.103	24	24	WOOD	2:02.751	2:03.501	0.750
25										25	68	MASON		1:53.138	

# Woods Foodservice Boxster Cup

## QUALIFYING - RACES 15 & 19 - STATISTICS

**Competitors Started** 25  
**Planned Start** 2024-09-15 @ 09:55:00.000  
**Actual Start** 2024-09-15 @ 09:57:34.743  
**Finish Time** 2024-09-15 @ 10:17:39.109  
**Track Length** 2.4873mi.  
**Total Laps** 250  
**Total Distance Covered** 621.8372mi.

### Session Fastest Lap History

NO	NAME	LAP TIME	TIME OF DAY	LAP	VEHICLE
53	Wayne GREGORY	1:53.510	10:00:01.607	1	Boxster 986 S
53	Wayne GREGORY	1:49.977	10:01:51.584	2	Boxster 986 S
53	Wayne GREGORY	1:48.854	10:03:40.437	3	Boxster 986 S
44	Scott EVANS	1:48.513	10:13:56.715	8	Boxster 986 S

### Flag History


TYPE	TIME OF DAY
GREEN	09:57:34.743
FINISH	10:17:39.109

### Flag Statistics

TYPE	COUNT	TOTAL LAPS	TOTAL TIME
Green	1	11	23:57.367
Red	0	0	0.000
Safety Car	0	0	0.000
FCY	0	0	0.000

# Woods Foodservice Boxster Cup

## RACE 15 - GRID (25 minutes)

ROW 13	25	2:03.501	24	Sarah WOOD		
ROW 12			23	1:55.210 64 David HUSSEY	24	1:55.648 25 Craig HORVATH
ROW 11	21	1:53.818	86	Ben GREWCOCK	22	1:54.858 61 Nick LAWRENCE
ROW 10			19	1:53.165 38 Eric BRIDGES	20	1:53.350 51 Stuart WARNER
ROW 9	17	1:52.367	46	Tom HALE	18	1:53.138 68 Martin MASON
ROW 8			15	1:51.710 27 Barrington DARCY	16	1:51.910 96 Charlie DYE
ROW 7	13	1:51.662	36	William CURTLER	14	1:51.695 55 Scot ADAMS
ROW 6			11	1:50.540 90 Sarah THOMSON	12	1:50.808 72 Mike CURTLER
ROW 5	9	1:50.265	99	Graham HEARD	10	1:50.483 60 Anthony LEVY
ROW 4			7	1:50.070 66 Vikram SUDERA	8	1:50.255 17 Darren KING
ROW 3	5	1:49.229	81	Perry DARLING	6	1:49.966 20 Faye NOBLE-EVANS
ROW 2			3	1:48.854 53 Wayne GREGORY	4	1:49.194 6 Mike THOMPSON
ROW 1	1	1:48.513	44	Scott EVANS	2	1:48.606 11 Ryan CHARTERS
<b>Pole</b>						
						

These results are provisional until the conclusion of any judicial and technical matters.

Donington Park GP: 2.4873 miles

Clerk Of Course: Andy Stevens

Stewards:

Timekeeper: Nick Palmer



# Woods Foodservice Boxster Cup

## RACE 19 - GRID (25 minutes)

ROW 13	25	2:03.949	24	Sarah WOOD						
ROW 12			23	1:56.271	25	Craig HORVATH	24	1:57.463	64	David HUSSEY
ROW 11	21	1:54.710	86	Ben GREWCOCK	22	1:55.584	61	Nick LAWRENCE		
ROW 10			19	1:53.541	51	Stuart WARNER	20	1:53.715	68	Martin MASON
ROW 9	17	1:52.927	46	Tom HALE	18	1:53.295	38	Eric BRIDGES		
ROW 8			15	1:52.576	55	Scot ADAMS	16	1:52.708	96	Charlie DYE
ROW 7	13	1:51.733	27	Barrington DARCY	14	1:51.945	36	William CURTLER		
ROW 6			11	1:51.140	60	Anthony LEVY	12	1:51.196	99	Graham HEARD
ROW 5	9	1:50.585	20	Faye NOBLE-EVANS	10	1:50.819	72	Mike CURTLER		
ROW 4			7	1:50.530	66	Vikram SUDERA	8	1:50.554	90	Sarah THOMSON
ROW 3	5	1:49.376	81	Perry DARLING	6	1:50.356	17	Darren KING		
ROW 2			3	1:49.291	6	Mike THOMPSON	4	1:49.310	44	Scott EVANS
ROW 1	1	1:49.132	11	Ryan CHARTERS	2	1:49.174	53	Wayne GREGORY		
<b>Pole</b>										

These results are provisional until the conclusion of any judicial and technical matters.

Donington Park GP: 2.4873 miles

Clerk Of Course: Andy Stevens

Stewards:

Timekeeper: Nick Palmer



# Woods Foodservice Boxster Cup

## RACE 15 - CLASSIFICATION - AMENDED

Race Distance: 11 Laps / 27.36 miles

POS	NO	NAME	ENTRY	LAPS	TIME	GAP	DIFF	MPH	BEST	ON	GRD	↑↓
1	11	Ryan CHARTERS	Boxster 986 S - Ashgood Porsche Specialists	11	24:42.569			66.34	<b>2:02.174</b>	11	2	1
2	53	Wayne GREGORY	Boxster 986 S - Woods Foodservice	11	24:44.522	<b>1.953</b>	1.953	66.25	<b>2:02.549</b>	11	3	1
3	81	Perry DARLING	Boxster 986 S - Supatune	11	24:45.133	<b>2.564</b>	0.611	66.23	<b>2:02.308</b>	11	5	2
4	20	Faye NOBLE-EVANS	Boxster 986 S - Parr Motorsport/ United Hygiene Solutions	11	24:45.942	<b>3.373</b>	0.809	66.19	<b>2:02.435</b>	11	6	2
5	66	Vikram SUDERA	Boxster 986 S - Unique Porsche	11	24:51.213	<b>8.644</b>	5.271	65.96	<b>2:03.196</b>	11	7	2
6	17	Darren KING	Boxster 986 S - Darren King/Unique Racing/Unique Porsche	11	24:51.977	<b>9.408</b>	0.764	65.92	<b>2:03.912</b>	9	8	2
7	36	William CURTLER	Boxster 986 S - Ashgood Porsche Specialists	11	24:53.025	<b>10.456</b>	1.048	65.88	<b>2:03.510</b>	10	13	6
8	86	Ben GREWCOCK	Boxster 986 S - Porsche Bournemouth	11	24:54.578	<b>12.009</b>	1.553	65.81	<b>2:04.268</b>	10	21	13
9	27	Barrington DARCY	Boxster 986 S - Stand 2 Motorsport	11	24:55.111	<b>12.542</b>	0.533	65.78	<b>2:01.115</b>	11	15	6
10	96	Charlie DYE	Boxster 986 S - Montrose Racing	11	25:00.976	<b>18.407</b>	5.865	65.53	<b>2:04.531</b>	11	16	6
11	6	Mike THOMPSON	Boxster 986 S - Porsche Bolton	11	25:02.758	<b>20.189</b>	1.782	65.45	<b>2:03.549</b>	11	4	-7
12	60	Anthony LEVY	Boxster 986 S - Supatune Motorsport	11	25:05.317	<b>22.748</b>	2.559	65.34	<b>2:04.158</b>	11	10	-2
13	55	Scot ADAMS	Boxster 986 S - Porsche Centre Newport Lakeside Drive	11	25:07.087	<b>24.518</b>	1.770	65.26	<b>2:04.005</b>	11	14	1
14	68	Martin MASON	Boxster 986 S - Bahnsport	11	25:08.669	<b>26.100</b>	1.582	65.19	<b>2:04.736</b>	11	18	4
15	90	Sarah THOMSON	Boxster 986 S - Sarah Thomson	11	25:11.723	<b>29.154</b>	3.054	65.06	<b>2:07.214</b>	10	11	-4
16	46	Tom HALE	Boxster 986 S - Tom Hale /Porsche Centre Nottingham/Marl	11	25:16.065	<b>33.496</b>	4.342	64.88	<b>2:06.388</b>	11	17	1
17	25	Craig HORVATH	Boxster 986 S - GT one Ltd	11	25:17.285	<b>34.716</b>	1.220	64.82	<b>2:06.368</b>	11	24	7
18	64	David HUSSEY	Boxster 986 S - philip raby ltd	11	25:21.114	<b>38.545</b>	3.829	64.66	<b>2:08.862</b>	9	23	5
19	72	Mike CURTLER	Boxster 986 S - Ashgood Porsche Specialists	11	25:24.585	<b>42.016</b>	3.471	64.51	<b>2:05.053</b>	11	12	-7
20	24	Sarah WOOD	Boxster 986 S - Autofarm	11	26:14.450	<b>1:31.881</b>	49.865	62.47	<b>2:17.444</b>	10	25	5
21	61	Nick LAWRENCE	Boxster 986 S - Rindt Vehicle Design	11	26:26.912	<b>1:44.343</b>	12.462	61.98	<b>2:15.972</b>	11	22	1
22	51	Stuart WARNER	Boxster 986 S - Stuart Warner/Supatune Motorsport	10	25:20.287	<b>1 Lap</b>	1 Lap	58.80	<b>2:08.874</b>	10	20	-2

### NOT CLASSIFIED

DNF	44	Scott EVANS	Boxster 986 S - Sandown Motorsport	5	10:54.211	<b>6 Laps</b>	5 Laps	68.22	<b>2:05.370</b>	3	1	
DNF	38	Eric BRIDGES	Boxster 986 S - Eric Bridges	4	9:21.436	<b>7 Laps</b>	1 Lap	63.55	<b>2:11.037</b>	4	19	
DQ	99	Graham HEARD	Boxster 986 S - Elite Porsche									9

### FASTEST LAP

27	Barrington DARCY	Boxster 986 S - Stand 2 Motorsport	11	2:01.115	73.93 mph	118.98 kph
----	------------------	------------------------------------	----	----------	-----------	------------

#### Comments:

Car 99 disqualified from race - Regulation Q12.21.4. refers.

Weather / Track : Rain / Wet

These results are provisional until the conclusion of any judicial and technical matters.

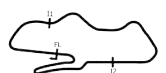
Date: 15/09/2024 Start: 15:24 Finish: 15:49

Donington Park GP: 2.4873 miles

Clerk Of Course: Andy Stevens

Stewards:

Timekeeper: Nick Palmer





# Woods Foodservice Boxster Cup

## RACE 15 - CLASSIFICATION

Race Distance: 11 Laps / 27.36 miles

POS	NO	NAME	ENTRY	LAPS	TIME	GAP	DIFF	MPH	BEST	ON	GRD	↑↓
1	11	Ryan CHARTERS	Boxster 986 S - Ashgood Porsche Specialists	11	24:42.569			66.34	<b>2:02.174</b>	11	2	1
2	53	Wayne GREGORY	Boxster 986 S - Woods Foodservice	11	24:44.522	<b>1.953</b>	1.953	66.25	<b>2:02.549</b>	11	3	1
3	81	Perry DARLING	Boxster 986 S - Supatune	11	24:45.133	<b>2.564</b>	0.611	66.23	<b>2:02.308</b>	11	5	2
4	20	Faye NOBLE-EVANS	Boxster 986 S - Parr Motorsport/ United Hygiene Solutions	11	24:45.942	<b>3.373</b>	0.809	66.19	<b>2:02.435</b>	11	6	2
5	66	Vikram SUDERA	Boxster 986 S - Unique Porsche	11	24:51.213	<b>8.644</b>	5.271	65.96	<b>2:03.196</b>	11	7	2
6	17	Darren KING	Boxster 986 S - Darren King/Unique Racing/Unique Porsche	11	24:51.977	<b>9.408</b>	0.764	65.92	<b>2:03.912</b>	9	8	2
7	36	William CURTLER	Boxster 986 S - Ashgood Porsche Specialists	11	24:53.025	<b>10.456</b>	1.048	65.88	<b>2:03.510</b>	10	13	6
8	86	Ben GREWCOCK	Boxster 986 S - Porsche Bournemouth	11	24:54.578	<b>12.009</b>	1.553	65.81	<b>2:04.268</b>	10	21	13
9	27	Barrington DARCY	Boxster 986 S - Stand 2 Motorsport	11	24:55.111	<b>12.542</b>	0.533	65.78	<b>2:01.115</b>	11	15	6
10	96	Charlie DYE	Boxster 986 S - Montrose Racing	11	25:00.976	<b>18.407</b>	5.865	65.53	<b>2:04.531</b>	11	16	6
11	6	Mike THOMPSON	Boxster 986 S - Porsche Bolton	11	25:02.758	<b>20.189</b>	1.782	65.45	<b>2:03.549</b>	11	4	-7
12	60	Anthony LEVY	Boxster 986 S - Supatune Motorsport	11	25:05.317	<b>22.748</b>	2.559	65.34	<b>2:04.158</b>	11	10	-2
13	55	Scot ADAMS	Boxster 986 S - Porsche Centre Newport Lakeside Drive	11	25:07.087	<b>24.518</b>	1.770	65.26	<b>2:04.005</b>	11	14	1
14	68	Martin MASON	Boxster 986 S - Bahnsport	11	25:08.669	<b>26.100</b>	1.582	65.19	<b>2:04.736</b>	11	18	4
15	90	Sarah THOMSON	Boxster 986 S - Sarah Thomson	11	25:11.723	<b>29.154</b>	3.054	65.06	<b>2:07.214</b>	10	11	-4
16	46	Tom HALE	Boxster 986 S - Tom Hale /Porsche Centre Nottingham/Marl	11	25:16.065	<b>33.496</b>	4.342	64.88	<b>2:06.388</b>	11	17	1
17	25	Craig HORVATH	Boxster 986 S - GT one Ltd	11	25:17.285	<b>34.716</b>	1.220	64.82	<b>2:06.368</b>	11	24	7
18	64	David HUSSEY	Boxster 986 S - philip raby ltd	11	25:21.114	<b>38.545</b>	3.829	64.66	<b>2:08.862</b>	9	23	5
19	72	Mike CURTLER	Boxster 986 S - Ashgood Porsche Specialists	11	25:24.585	<b>42.016</b>	3.471	64.51	<b>2:05.053</b>	11	12	-7
20	24	Sarah WOOD	Boxster 986 S - Autofarm	11	26:14.450	<b>1:31.881</b>	49.865	62.47	<b>2:17.444</b>	10	25	5
21	61	Nick LAWRENCE	Boxster 986 S - Rindt Vehicle Design	11	26:26.912	<b>1:44.343</b>	12.462	61.98	<b>2:15.972</b>	11	22	1
22	51	Stuart WARNER	Boxster 986 S - Stuart Warner/Supatune Motorsport	10	25:20.287	<b>1 Lap</b>	1 Lap	58.80	<b>2:08.874</b>	10	20	-2

### NOT CLASSIFIED

DNF	44	Scott EVANS	Boxster 986 S - Sandown Motorsport	5	10:54.211	<b>6 Laps</b>	5 Laps	68.22	<b>2:05.370</b>	3	1	
DNF	38	Eric BRIDGES	Boxster 986 S - Eric Bridges	4	9:21.436	<b>7 Laps</b>	1 Lap	63.55	<b>2:11.037</b>	4	19	
DNF	99	Graham HEARD	Boxster 986 S - Elite Porsche	3	7:57.054	<b>8 Laps</b>	1 Lap	56.02	<b>2:19.314</b>	1	9	

### FASTEST LAP

27	Barrington DARCY	Boxster 986 S - Stand 2 Motorsport	11	2:01.115			73.93 mph		118.98 kph			
----	------------------	------------------------------------	----	----------	--	--	-----------	--	------------	--	--	--

Weather / Track : Rain / Wet

These results are provisional until the conclusion of any judicial and technical matters.

Date: 15/09/2024 Start: 15:24 Finish: 15:49

Donington Park GP: 2.4873 miles

Clerk Of Course: Andy Stevens

Stewards:

Timekeeper: Nick Palmer



# Woods Foodservice Boxster Cup

## RACE 15 - LAP CHART

LAP 1 @ 15:27:07.806			LAP 2 @ 15:29:13.897			LAP 3 @ 15:31:18.727			LAP 4 @ 15:33:22.685			LAP 5 @ 15:35:26.955		
NO	BEHIND	LAP TIME	NO	BEHIND	LAP TIME	NO	BEHIND	LAP TIME	NO	BEHIND	LAP TIME	NO	BEHIND	LAP TIME
11		2:13.536	11		2:06.091	11		2:04.830	11		2:03.958	11		2:04.270
44	0.678	2:14.214	44	0.442	2:05.855	44	0.982	2:05.370	44	2.545	2:05.521	53	7.245	2:06.057
53	1.171	2:14.707	53	2.333	2:07.253	53	2.942	2:05.439	53	5.458	2:06.474	20	10.363	2:06.210
20	2.118	2:15.654	20	3.513	2:07.486	20	6.391	2:07.708	20	8.423	2:05.990	81	14.776	2:06.796
81	4.593	2:18.129	81	9.225	2:10.723	81	10.352	2:05.957	17	12.081	2:05.602	17	15.305	2:07.494
27	5.009	2:18.545	17	10.355	2:06.847	17	10.437	2:04.912	81	12.250	2:05.856	66	18.268	2:06.983
99	5.778	2:19.314	66	12.322	2:10.184	66	13.585	2:06.093	66	15.555	2:05.928	36	19.188	2:06.312
66	8.229	2:21.765	36	13.786	2:10.432	36	15.746	2:06.790	36	17.146	2:05.358	44	21.526	2:23.251 P
36	9.445	2:22.981	90	14.954	2:10.084	86	19.202	2:08.604	86	20.201	2:04.957	86	22.389	2:06.458
17	9.599	2:23.135	86	15.428	2:09.642	72	20.989	2:08.467	72	22.802	2:05.771	72	24.443	2:05.911
90	10.961	2:24.497	72	17.352	2:09.795	96	21.680	2:08.100	96	25.740	2:08.018	96	27.173	2:05.703
86	11.877	2:25.413	96	18.410	2:09.718	90	24.292	2:14.168	90	28.491	2:08.157	27	31.345	2:06.453
72	13.648	2:27.184	60	22.099	2:11.995	60	27.206	2:09.937	27	29.162	2:04.866	90	34.152	2:09.931
96	14.783	2:28.319	99	22.823	2:23.136	55	27.989	2:09.165	60	30.566	2:07.318	60	34.892	2:08.596
60	16.195	2:29.731	27	23.569	2:24.651	27	28.254	2:09.515	55	32.252	2:08.221	55	35.543	2:07.561
46	16.644	2:30.180	55	23.654	2:12.289	46	32.154	2:13.211	6	41.156	2:11.014	6	46.787	2:09.901
55	17.456	2:30.992	46	23.773	2:13.220	6	34.100	2:11.098	46	41.866	2:13.670	46	48.051	2:10.455
51	20.039	2:33.575	6	27.832	2:13.221	68	37.368	2:11.026	68	42.542	2:09.132	68	49.502	2:11.230
6	20.702	2:34.238	68	31.172	2:16.449	51	43.694	2:14.938	51	51.832	2:12.096	25	58.922	2:11.060
68	20.814	2:34.350	51	33.586	2:19.638	25	44.257	2:15.032	25	52.132	2:11.833	51	1:00.337	2:12.775
25	21.259	2:34.795	25	34.055	2:18.887	38	45.942	2:15.341	38	53.021	2:11.037	64	1:04.324	2:12.196
38	23.434	2:36.970	38	35.431	2:18.088	64	47.823	2:15.942	64	56.398	2:12.533	24	1:43.241	2:25.184
64	23.874	2:37.410	64	36.711	2:18.928	24	1:06.585	2:22.929	24	1:22.327	2:19.700	61	1:47.123	2:26.778
24	28.720	2:42.256	24	48.486	2:25.857	61	1:07.460	2:22.041	61	1:24.615	2:21.113			
61	30.210	2:43.746	61	50.249	2:26.130	99	1:32.597	3:14.604 P						

# Woods Foodservice Boxster Cup

## RACE 15 - LAP CHART

LAP 6 @ 15:37:43.691			LAP 7 @ 15:40:49.206			LAP 8 @ 15:43:28.306			LAP 9 @ 15:45:30.829			LAP 10 @ 15:47:34.665		
NO	BEHIND	LAP TIME	NO	BEHIND	LAP TIME	NO	BEHIND	LAP TIME	NO	BEHIND	LAP TIME	NO	BEHIND	LAP TIME
11		2:16.736	11		3:05.515	11		2:39.100	11		2:02.523	11		2:03.836
53	3.558	2:13.049	53	1.095	3:03.052	SC	7 Laps	2:41.343 P	53	2.039	2:03.719	53	1.578	2:03.375
20	5.702	2:12.075	20	1.800	3:01.613	53	0.843	2:38.848	20	3.078	2:03.742	81	2.430	2:02.638
81	14.075	2:16.035	81	3.477	2:54.917	20	1.859	2:39.159	81	3.628	2:03.750	20	3.112	2:03.870
17	14.869	2:16.300	17	4.576	2:55.222	81	2.401	2:38.024	17	4.746	2:03.912	17	7.158	2:06.248
66	16.259	2:14.727	66	5.033	2:54.289	17	3.357	2:37.881	66	7.100	2:04.957	66	7.622	2:04.358
36	18.669	2:16.217	36	6.524	2:53.370	66	4.666	2:38.733	36	8.512	2:05.590	36	8.186	2:03.510
86	20.304	2:14.651	86	7.107	2:52.318	36	5.445	2:38.021	86	9.117	2:05.325	86	9.549	2:04.268
72	21.736	2:14.029	72	8.133	2:51.912	86	6.315	2:38.308	72	12.161	2:07.422	27	13.601	2:04.517
96	24.185	2:13.748	96	8.969	2:50.299	72	7.262	2:38.229	96	12.686	2:06.680	96	16.050	2:07.200
27	24.981	2:10.372	27	10.037	2:50.571	96	8.529	2:38.660	27	12.920	2:06.540	6	18.814	2:04.141
90	29.332	2:11.916	90	11.086	2:47.269	27	8.903	2:37.966	60	18.289	2:08.722	60	20.764	2:06.311
60	30.581	2:12.425	60	12.393	2:47.327	90	11.211	2:39.225	6	18.509	2:07.538	55	22.687	2:06.249
55	37.330	2:18.523	55	13.373	2:41.558	60	12.090	2:38.797	90	19.832	2:11.144	90	23.210	2:07.214
6	42.030	2:11.979	6	13.919	2:37.404	55	12.906	2:38.633	55	20.274	2:09.891	68	23.538	2:05.060
46	43.878	2:12.563	46	15.121	2:36.758	6	13.494	2:38.675	51	1 Lap	4:35.463	46	29.282	2:08.655
68	46.879	2:14.113	68	17.326	2:35.962	46	16.608	2:40.587	68	22.314	2:07.627	25	30.522	2:09.324
25	1:00.883	2:18.697	25	18.404	2:23.036	68	17.210	2:38.984	46	24.463	2:10.378	51	1 Lap	2:13.137
51	1:04.195	2:20.594	64	25.532	2:23.876	25	18.893	2:39.589	25	25.034	2:08.664	64	31.395	2:09.236
64	1:07.171	2:19.583	51	27.877	2:29.197 P	64	19.656	2:33.224	64	25.995	2:08.862	72	39.137	2:30.812
24	1:50.858	2:24.353	24	1:06.733	2:21.390	24	46.297	2:18.664	24	1:01.501	2:17.727	24	1:15.109	2:17.444
61	2:03.296	2:32.909	61	1:21.067	2:23.286	61	1:00.947	2:18.980	61	1:15.714	2:17.290	61	1:30.545	2:18.667

# Woods Foodservice Boxster Cup

## RACE 15 - LAP CHART

**LAP 11 @ 15:49:36.839**

NO	BEHIND	LAP TIME
11		2:02.174
53	1.953	2:02.549
81	2.564	2:02.308
20	3.373	2:02.435
66	8.644	2:03.196
17	9.408	2:04.424
36	10.456	2:04.444
86	12.009	2:04.634
27	12.542	2:01.115
96	18.407	2:04.531
6	20.189	2:03.549
60	22.748	2:04.158
55	24.518	2:04.005
68	26.100	2:04.736
90	29.154	2:08.118
46	33.496	2:06.388
25	34.716	2:06.368
51	1 Lap	2:08.874
64	38.545	2:09.324
72	42.016	2:05.053
24	1:31.881	2:18.946
61	1:44.343	2:15.972

# Woods Foodservice Boxster Cup

## RACE 15 - POSITION CHART WITH INTERMEDIATES

No	Name	Lap Pos	Intermediates																															
			L0-Int1-M	L0-Int2-M	L1-Finish	L1-Int1-M	L1-Int2-M	L2-Finish	L2-Int1-M	L2-Int2-M	L3-Finish	L3-Int1-M	L3-Int2-M	L4-Finish	L4-Int1-M	L4-Int2-M	L5-Finish	L5-Int1-M	L5-Int2-M	L6-Finish	L6-Int1-M	L6-Int2-M	L7-Finish	L7-Int1-M	L7-Int2-M	L8-Finish	L8-Int1-M	L8-Int2-M	L9-Finish	L9-Int1-M	L9-Int2-M	L10-Finish	L10-Int1-M	L10-Int2-M
44	EVANS	1	44	44	11	11	11	11	11	11	11	11	11	11	11	11	11	11	11	11	11	11	11	11	11	11	11	11	11	11	11	11	11	11
11	CHARTERS	2	11	11	44	44	44	44	44	44	44	44	44	44	44	53	53	53	53	53	53	53	53	53	53	53	53	53	53	53	53	53	53	53
53	GREGORY	3	53	53	53	53	53	53	53	53	53	53	53	53	20	20	20	20	20	20	20	20	20	20	20	20	20	20	20	20	20	20	20	20
6	THOMPSON	4	20	20	20	20	20	20	20	20	20	20	20	20	44	81	81	81	81	81	81	81	81	81	81	81	81	81	81	81	81	81	81	81
81	DARLING	5	81	81	81	81	81	81	81	81	81	81	81	81	17	17	17	17	17	17	17	17	17	17	17	17	17	17	17	17	17	17	17	17
20	NOBLE-EVANS	6	99	99	27	27	27	17	17	17	17	17	17	17	81	81	81	66	66	66	66	66	66	66	66	66	66	66	66	66	66	66	66	66
66	SUDERA	7	27	27	99	99	99	66	66	66	66	66	66	66	66	66	66	36	36	36	36	36	36	36	36	36	36	36	36	36	36	36	36	36
17	KING	8	66	66	66	66	17	36	36	36	36	36	36	36	36	36	86	86	86	86	86	86	86	86	86	86	86	86	86	86	86	86	86	86
99	HEARD	9	36	36	36	17	66	90	90	90	86	86	86	86	86	86	72	72	72	72	72	72	72	72	72	72	72	72	72	72	72	72	72	72
60	LEVY	10	90	90	17	36	36	86	86	86	72	72	72	72	72	72	96	96	96	96	96	96	96	96	96	96	96	96	96	96	96	96	96	96
90	THOMSON	11	60	17	90	90	90	72	72	72	96	96	96	96	96	96	27	27	27	27	27	27	27	27	27	27	27	27	27	27	27	27	27	27
72	CURLER	12	17	72	86	86	86	96	96	96	90	90	90	90	90	27	90	90	90	90	90	90	90	90	90	90	90	90	90	90	90	90	90	90
36	CURLER	13	46	86	72	72	72	60	60	60	60	60	60	60	27	27	90	60	60	60	60	60	60	60	60	60	60	60	60	60	60	60	60	60
55	ADAMS	14	72	60	96	96	96	99	55	55	55	27	27	60	60	60	55	55	55	55	55	55	55	55	55	55	55	55	55	55	55	55	55	55
27	DARCY	15	86	96	60	60	60	27	27	27	27	55	55	55	55	55	6	6	6	6	6	6	6	6	6	6	6	6	6	6	6	6	6	6
96	DYE	16	96	46	46	46	46	55	46	46	46	46	46	46	6	6	6	46	46	46	46	46	46	46	46	46	46	46	46	46	46	46	46	46
46	HALE	17	55	55	55	55	55	46	6	6	6	6	6	6	46	46	68	68	68	68	68	68	68	68	68	68	68	68	68	68	68	68	68	68
68	MASON	18	51	51	51	51	6	6	68	68	68	68	68	68	68	68	25	25	25	25	25	25	25	25	25	25	25	25	25	25	25	25	25	25
38	BRIDGES	19	68	68	6	6	68	68	51	51	51	51	51	51	25	25	51	51	51	51	51	51	51	51	51	51	51	51	51	51	51	51	51	51
51	WARNER	20	25	25	68	68	51	51	25	25	25	25	25	25	25	51	51	64	64	64	64	64	64	24	24	24	24	24	24	24	24	24	24	24
86	GREWCOCK	21	38	38	25	25	25	25	38	38	38	38	38	38	38	64	24	24	24	24	24	24	24	61	61	61	61	61	61	61	61	61	61	61
61	LAWRENCE	22	64	6	38	38	38	38	64	64	64	64	64	64	64	24	61	61	61	61	61	61	51	51	51	51	51	51	51	51	51	51	51	51
64	HUSSEY	23	6	64	64	64	64	64	99	24	24	24	24	24	24	61																		
25	HORVATH	24	24	24	24	24	24	24	24	61	61	61	61	61	61	61																		
24	WOOD	25	61	61	61	61	61	61	61	99																								

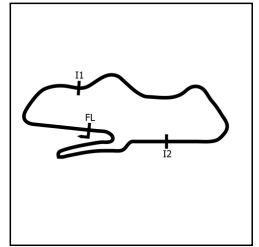
## Woods Foodservice Boxster Cup

### RACE 15 - POSITION CHART WITH INTERMEDIATES

No	Name	Lap	
		Pos	L11 - Finish
44	EVANS	1	11
11	CHARTERS	2	53
53	GREGORY	3	81
6	THOMPSON	4	20
81	DARLING	5	66
20	NOBLE-EVANS	6	17
66	SUDERA	7	36
17	KING	8	86
99	HEARD	9	27
60	LEVY	10	96
90	THOMSON	11	6
72	CURTLE	12	60
36	CURTLE	13	55
55	ADAMS	14	68
27	DARCY	15	90
96	DYE	16	46
46	HALE	17	25
68	MASON	18	64
38	BRIDGES	19	72
51	WARNER	20	24
86	GREWCOCK	21	61
61	LAWRENCE	22	
64	HUSSEY	23	
25	HORVATH	24	
24	WOOD	25	

# Woods Foodservice Boxster Cup

## RACE 15 - SECTOR ANALYSIS



SECTOR 1 = FL to I1, SECTOR 2 = I1 to I2, SECTOR 3 = I2 to FL, DIFF = Difference To Personal Best Lap, P = Crossed Finish Line in Pit Lane, D = Time Disallowed

<b>P1 11</b>		<b>Ryan CHARTERS</b>		Boxster 986 S - Ashgood Porsche Specialists			
IDEAL LAP TIME : 2:01.888		BEST LAP TIME : 2:02.174		DIFFERENCE : 0.286			
LAP	SECTOR 1	SECTOR 2	SECTOR 3	LAP TIME	MPH	DIFF	TIME OF DAY
1 -		51.812	49.309	2:13.536	67.05	11.362	15:27:07.806
2 -	27.465	50.540	48.086	2:06.091	71.01	3.917	15:29:13.897
3 -	26.953	49.908	47.969	2:04.830	71.73	2.656	15:31:18.727
4 -	26.827	49.932	47.199	2:03.958	72.23	1.784	15:33:22.685
5 -	26.984	49.865	47.421	2:04.270	72.05	2.096	15:35:26.955
6 -	27.255	55.690	53.791	2:16.736	65.48	14.562	15:37:43.691
7 -	39.289	1:20.376	1:05.850	3:05.515	48.26	1:03.341	15:40:49.206
8 -	39.803	1:06.746	52.551	2:39.100	56.28	36.926	15:43:28.306
9 -	26.448	49.174	46.901	2:02.523 (2)	73.08	0.349	15:45:30.829
10 -	26.768	49.687	47.381	2:03.836 (3)	72.30	1.662	15:47:34.665
11 -	26.734	49.018	46.422	2:02.174 (1)	73.29		15:49:36.839

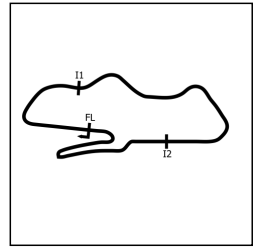
<b>P2 53</b>		<b>Wayne GREGORY</b>		Boxster 986 S - Woods Foodservice			
IDEAL LAP TIME : 2:02.407		BEST LAP TIME : 2:02.549		DIFFERENCE : 0.142			
LAP	SECTOR 1	SECTOR 2	SECTOR 3	LAP TIME	MPH	DIFF	TIME OF DAY
1 -		51.845	49.881	2:14.707	66.47	12.158	15:27:08.977
2 -	27.774	51.257	48.222	2:07.253	70.36	4.704	15:29:16.230
3 -	27.142	49.757	48.540	2:05.439	71.38	2.890	15:31:21.669
4 -	27.296	50.332	48.846	2:06.474	70.80	3.925	15:33:28.143
5 -	27.036	50.462	48.559	2:06.057	71.03	3.508	15:35:34.200
6 -	26.900	53.731	52.418	2:13.049	67.30	10.500	15:37:47.249
7 -	37.335	1:19.795	1:05.922	3:03.052	48.91	1:00.503	15:40:50.301
8 -	40.447	1:06.361	52.040	2:38.848	56.37	36.299	15:43:29.149
9 -	26.539	49.423	47.757	2:03.719 (3)	72.37	1.170	15:45:32.868
10 -	26.375	49.228	47.772	2:03.375 (2)	72.57	0.826	15:47:36.243
11 -	26.517	48.738	47.294	2:02.549 (1)	73.06		15:49:38.792

<b>P3 81</b>		<b>Perry DARLING</b>		Boxster 986 S - Supatune			
IDEAL LAP TIME : 2:02.246		BEST LAP TIME : 2:02.308		DIFFERENCE : 0.062			
LAP	SECTOR 1	SECTOR 2	SECTOR 3	LAP TIME	MPH	DIFF	TIME OF DAY
1 -		52.869	50.799	2:18.129	64.82	15.821	15:27:12.399
2 -	28.028	51.450	51.245	2:10.723	68.49	8.415	15:29:23.122
3 -	27.585	49.841	48.531	2:05.957	71.09	3.649	15:31:29.079
4 -	27.598	49.545	48.713	2:05.856	71.14	3.548	15:33:34.935
5 -	27.613	49.875	49.308	2:06.796	70.62	4.488	15:35:41.731
6 -	28.286	56.302	51.447	2:16.035	65.82	13.727	15:37:57.766
7 -	29.630	1:19.925	1:05.362	2:54.917	51.19	52.609	15:40:52.683
8 -	39.712	1:05.928	52.384	2:38.024	56.66	35.716	15:43:30.707
9 -	26.726	49.563	47.461	2:03.750 (3)	72.35	1.442	15:45:34.457
10 -	26.698	48.624	47.316	2:02.638 (2)	73.01	0.330	15:47:37.095
11 -	26.433	48.497	47.378	2:02.308 (1)	73.21		15:49:39.403

<b>P4 20</b>		<b>Faye NOBLE-EVANS</b>		Boxster 986 S - Parr Motorsport/ United Hygiene Solutions			
IDEAL LAP TIME : 2:02.308		BEST LAP TIME : 2:02.435		DIFFERENCE : 0.127			
LAP	SECTOR 1	SECTOR 2	SECTOR 3	LAP TIME	MPH	DIFF	TIME OF DAY
1 -		51.866	50.145	2:15.654	66.00	13.219	15:27:09.924
2 -	28.433	50.391	48.662	2:07.486	70.23	5.051	15:29:17.410
3 -	27.866	50.986	48.856	2:07.708	70.11	5.273	15:31:25.118
4 -	27.279	50.373	48.338	2:05.990	71.07	3.555	15:33:31.108
5 -	26.979	50.572	48.659	2:06.210	70.94	3.775	15:35:37.318
6 -	27.350	53.537	51.188	2:12.075	67.79	9.640	15:37:49.393
7 -	36.309	1:20.329	1:04.975	3:01.613	49.30	59.178	15:40:51.006
8 -	40.584	1:06.297	52.278	2:39.159	56.26	36.724	15:43:30.165
9 -	26.694	49.688	47.360	2:03.742 (2)	72.36	1.307	15:45:33.907
10 -	26.397	49.544	47.929	2:03.870 (3)	72.28	1.435	15:47:37.777
11 -	26.524	48.622	47.289	2:02.435 (1)	73.13		15:49:40.212

# Woods Foodservice Boxster Cup

## RACE 15 - SECTOR ANALYSIS



SECTOR 1 = FL to I1, SECTOR 2 = I1 to I2, SECTOR 3 = I2 to FL, DIFF = Difference To Personal Best Lap, P = Crossed Finish Line in Pit Lane, D = Time Disallowed

<b>P5 66</b>		<b>Vikram SUDERA</b>		Boxster 986 S - Unique Porsche			
IDEAL LAP TIME : 2:02.752		BEST LAP TIME : 2:03.196		DIFFERENCE : 0.444			
LAP	SECTOR 1	SECTOR 2	SECTOR 3	LAP TIME	MPH	DIFF	TIME OF DAY
1 -		54.167	50.676	2:21.765	63.16	18.569	15:27:16.035
2 -	28.638	52.420	49.126	2:10.184	68.78	6.988	15:29:26.219
3 -	27.824	50.287	47.982	2:06.093	71.01	2.897	15:31:32.312
4 -	27.216	50.197	48.515	2:05.928	71.10	2.732	15:33:38.240
5 -	27.437	50.015	49.531	2:06.983	70.51	3.787	15:35:45.223
6 -	28.034	54.305	52.388	2:14.727	66.46	11.531	15:37:59.950
7 -	29.095	1:19.766	1:05.428	2:54.289	51.37	51.093	15:40:54.239
8 -	39.948	1:05.782	53.003	2:38.733	56.41	35.537	15:43:32.972
9 -	27.779	49.544	47.634	2:04.957 (3)	71.66	1.761	15:45:37.929
10 -	27.033	49.183	48.142	2:04.358 (2)	72.00	1.162	15:47:42.287
11 -	27.477	48.810	46.909	2:03.196 (1)	72.68		15:49:45.483

<b>P6 17</b>		<b>Darren KING</b>		Boxster 986 S - Darren King/Unique Racing/Unique Porsche			
IDEAL LAP TIME : 2:02.385		BEST LAP TIME : 2:03.912		DIFFERENCE : 1.527			
LAP	SECTOR 1	SECTOR 2	SECTOR 3	LAP TIME	MPH	DIFF	TIME OF DAY
1 -		53.369	50.740	2:23.135	62.55	19.223	15:27:17.405
2 -	27.652	50.797	48.398	2:06.847	70.59	2.935	15:29:24.252
3 -	27.064	49.636	48.212	2:04.912 (3)	71.68	1.000	15:31:29.164
4 -	27.945	49.591	48.066	2:05.602	71.29	1.690	15:33:34.766
5 -	27.109	50.469	49.916	2:07.494	70.23	3.582	15:35:42.260
6 -	28.551	56.120	51.629	2:16.300	65.69	12.388	15:37:58.560
7 -	29.664	1:20.090	1:05.468	2:55.222	51.10	51.310	15:40:53.782
8 -	39.758	1:05.699	52.424	2:37.881	56.71	33.969	15:43:31.663
9 -	27.112	49.253	47.547	2:03.912 (1)	72.26		15:45:35.575
10 -	26.548	48.529	51.171	2:06.248	70.92	2.336	15:47:41.823
11 -	28.587	48.494	47.343	2:04.424 (2)	71.96	0.512	15:49:46.247

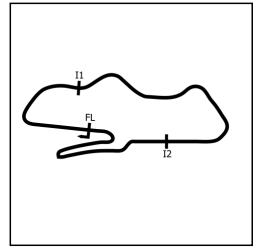
<b>P7 36</b>		<b>William CURTLER</b>		Boxster 986 S - Ashgood Porsche Specialists			
IDEAL LAP TIME : 2:03.273		BEST LAP TIME : 2:03.510		DIFFERENCE : 0.237			
LAP	SECTOR 1	SECTOR 2	SECTOR 3	LAP TIME	MPH	DIFF	TIME OF DAY
1 -		54.387	51.376	2:22.981	62.62	19.471	15:27:17.251
2 -	29.038	52.129	49.265	2:10.432	68.65	6.922	15:29:27.683
3 -	28.027	50.197	48.566	2:06.790	70.62	3.280	15:31:34.473
4 -	27.241	49.941	48.176	2:05.358 (3)	71.43	1.848	15:33:39.831
5 -	27.660	49.927	48.725	2:06.312	70.89	2.802	15:35:46.143
6 -	28.879	55.596	51.742	2:16.217	65.73	12.707	15:38:02.360
7 -	29.645	1:18.068	1:05.657	2:53.370	51.64	49.860	15:40:55.730
8 -	39.451	1:06.085	52.485	2:38.021	56.66	34.511	15:43:33.751
9 -	27.849	49.842	47.899	2:05.590	71.29	2.080	15:45:39.341
10 -	26.987	48.676	47.847	2:03.510 (1)	72.49		15:47:42.851
11 -	27.872	48.962	47.610	2:04.444 (2)	71.95	0.934	15:49:47.295

<b>P8 86</b>		<b>Ben GREWCOCK</b>		Boxster 986 S - Porsche Bournemouth			
IDEAL LAP TIME : 2:03.371		BEST LAP TIME : 2:04.268		DIFFERENCE : 0.897			
LAP	SECTOR 1	SECTOR 2	SECTOR 3	LAP TIME	MPH	DIFF	TIME OF DAY
1 -		56.325	49.258	2:25.413	61.57	21.145	15:27:19.683
2 -	28.336	51.804	49.502	2:09.642	69.07	5.374	15:29:29.325
3 -	27.909	50.368	50.327	2:08.604	69.62	4.336	15:31:37.929
4 -	27.265	49.727	47.965	2:04.957 (3)	71.66	0.689	15:33:42.886
5 -	28.189	50.204	48.065	2:06.458	70.80	2.190	15:35:49.344
6 -	28.467	53.579	52.605	2:14.651	66.50	10.383	15:38:03.995
7 -	29.314	1:17.624	1:05.380	2:52.318	51.96	48.050	15:40:56.313
8 -	39.518	1:06.472	52.318	2:38.308	56.56	34.040	15:43:34.621
9 -	27.937	49.807	47.581	2:05.325	71.44	1.057	15:45:39.946
10 -	27.026	49.138	48.104	2:04.268 (1)	72.05		15:47:44.214
11 -	28.052	49.375	47.207	2:04.634 (2)	71.84	0.366	15:49:48.848



# Woods Foodservice Boxster Cup

## RACE 15 - SECTOR ANALYSIS



SECTOR 1 = FL to I1, SECTOR 2 = I1 to I2, SECTOR 3 = I2 to FL, DIFF = Difference To Personal Best Lap, P = Crossed Finish Line in Pit Lane, D = Time Disallowed

<b>P9 27</b>		<b>Barrington DARCY</b>		Boxster 986 S - Stand 2 Motorsport			
IDEAL LAP TIME : 2:01.115		BEST LAP TIME : 2:01.115		DIFFERENCE : 0.000			
LAP	SECTOR 1	SECTOR 2	SECTOR 3	LAP TIME	MPH	DIFF	TIME OF DAY
1 -		52.588	49.989	2:18.545	64.63	17.430	15:27:12.815
2 -	28.044	51.353	1:05.254	2:24.651	61.90	23.536	15:29:37.466
3 -	29.029	51.118	49.368	2:09.515	69.13	8.400	15:31:46.981
4 -	27.447	49.926	47.493	2:04.866 (3)	71.71	3.751	15:33:51.847
5 -	27.245	50.856	48.352	2:06.453	70.81	5.338	15:35:58.300
6 -	27.053	51.938	51.381	2:10.372	68.68	9.257	15:38:08.672
7 -	29.470	1:15.584	1:05.517	2:50.571	52.49	49.456	15:40:59.243
8 -	38.884	1:06.898	52.184	2:37.966	56.68	36.851	15:43:37.209
9 -	27.196	52.036	47.308	2:06.540	70.76	5.425	15:45:43.749
10 -	27.408	50.024	47.085	2:04.517 (2)	71.91	3.402	15:47:48.266
11 -	26.022	48.164	46.929	2:01.115 (1)	73.93		15:49:49.381

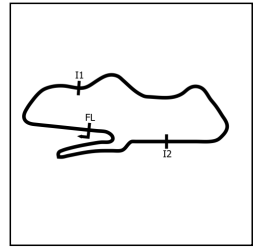
<b>P10 96</b>		<b>Charlie DYE</b>		Boxster 986 S - Montrose Racing			
IDEAL LAP TIME : 2:03.813		BEST LAP TIME : 2:04.531		DIFFERENCE : 0.718			
LAP	SECTOR 1	SECTOR 2	SECTOR 3	LAP TIME	MPH	DIFF	TIME OF DAY
1 -		56.786	51.427	2:28.319	60.37	23.788	15:27:22.589
2 -	28.586	51.582	49.550	2:09.718	69.03	5.187	15:29:32.307
3 -	27.824	51.267	49.009	2:08.100	69.90	3.569	15:31:40.407
4 -	27.242	50.608	50.168	2:08.018	69.94	3.487	15:33:48.425
5 -	27.414	49.872	48.417	2:05.703 (2)	71.23	1.172	15:35:54.128
6 -	28.261	53.255	52.232	2:13.748	66.95	9.217	15:38:07.876
7 -	28.958	1:15.602	1:05.739	2:50.299	52.58	45.768	15:40:58.175
8 -	39.002	1:06.852	52.806	2:38.660	56.43	34.129	15:43:36.835
9 -	27.940	51.048	47.692	2:06.680 (3)	70.68	2.149	15:45:43.515
10 -	27.241	50.230	49.729	2:07.200	70.39	2.669	15:47:50.715
11 -	26.863	49.258	48.410	2:04.531 (1)	71.90		15:49:55.246

<b>P11 6</b>		<b>Mike THOMPSON</b>		Boxster 986 S - Porsche Bolton			
IDEAL LAP TIME : 2:03.549		BEST LAP TIME : 2:03.549		DIFFERENCE : 0.000			
LAP	SECTOR 1	SECTOR 2	SECTOR 3	LAP TIME	MPH	DIFF	TIME OF DAY
1 -		57.753	51.931	2:34.238	58.05	30.689	15:27:28.508
2 -	29.902	53.419	49.900	2:13.221	67.21	9.672	15:29:41.729
3 -	29.596	52.373	49.129	2:11.098	68.30	7.549	15:31:52.827
4 -	27.613	51.945	51.456	2:11.014	68.34	7.465	15:34:03.841
5 -	28.213	51.959	49.729	2:09.901	68.93	6.352	15:36:13.742
6 -	29.052	53.453	49.474	2:11.979	67.84	8.430	15:38:25.721
7 -	28.182	1:04.512	1:04.710	2:37.404	56.88	33.855	15:41:03.125
8 -	38.909	1:05.477	54.289	2:38.675	56.43	35.126	15:43:41.800
9 -	27.477	51.144	48.917	2:07.538 (3)	70.21	3.989	15:45:49.338
10 -	27.077	49.661	47.403	2:04.141 (2)	72.13	0.592	15:47:53.479
11 -	26.741	49.469	47.339	2:03.549 (1)	72.47		15:49:57.028

<b>P12 60</b>		<b>Anthony LEVY</b>		Boxster 986 S - Supatune Motorsport			
IDEAL LAP TIME : 2:04.158		BEST LAP TIME : 2:04.158		DIFFERENCE : 0.000			
LAP	SECTOR 1	SECTOR 2	SECTOR 3	LAP TIME	MPH	DIFF	TIME OF DAY
1 -		58.254	52.927	2:29.731	59.80	25.573	15:27:24.001
2 -	29.174	52.081	50.740	2:11.995	67.83	7.837	15:29:35.996
3 -	29.005	52.113	48.819	2:09.937	68.91	5.779	15:31:45.933
4 -	27.579	50.512	49.227	2:07.318 (3)	70.33	3.160	15:33:53.251
5 -	27.634	50.717	50.245	2:08.596	69.63	4.438	15:36:01.847
6 -	29.995	52.514	49.916	2:12.425	67.61	8.267	15:38:14.272
7 -	28.816	1:12.633	1:05.878	2:47.327	53.51	43.169	15:41:01.599
8 -	38.789	1:06.018	53.990	2:38.797	56.38	34.639	15:43:40.396
9 -	27.244	52.095	49.383	2:08.722	69.56	4.564	15:45:49.118
10 -	28.169	50.274	47.868	2:06.311 (2)	70.89	2.153	15:47:55.429
11 -	26.883	49.937	47.338	2:04.158 (1)	72.12		15:49:59.587

# Woods Foodservice Boxster Cup

## RACE 15 - SECTOR ANALYSIS



SECTOR 1 = FL to I1, SECTOR 2 = I1 to I2, SECTOR 3 = I2 to FL, DIFF = Difference To Personal Best Lap, P = Crossed Finish Line in Pit Lane, D = Time Disallowed

<b>P13 55</b>		<b>Scot ADAMS</b>		Boxster 986 S - Porsche Centre Newport Lakeside Drive			
IDEAL LAP TIME : 2:04.005		BEST LAP TIME : 2:04.005		DIFFERENCE : 0.000			
LAP	SECTOR 1	SECTOR 2	SECTOR 3	LAP TIME	MPH	DIFF	TIME OF DAY
1 -		57.503	52.458	2:30.992	59.30	26.987	15:27:25.262
2 -	29.792	52.325	50.172	2:12.289	67.68	8.284	15:29:37.551
3 -	28.415	51.155	49.595	2:09.165	69.32	5.160	15:31:46.716
4 -	28.791	50.874	48.556	2:08.221	69.83	4.216	15:33:54.937
5 -	27.975	50.441	49.145	2:07.561 (3)	70.19	3.556	15:36:02.498
6 -	32.075	55.180	51.268	2:18.523	64.64	14.518	15:38:21.021
7 -	30.222	1:05.924	1:05.412	2:41.558	55.42	37.553	15:41:02.579
8 -	38.530	1:05.903	54.200	2:38.633	56.44	34.628	15:43:41.212
9 -	27.568	51.640	50.683	2:09.891	68.93	5.886	15:45:51.103
10 -	27.598	50.653	47.998	2:06.249 (2)	70.92	2.244	15:47:57.352
11 -	27.083	49.068	47.854	2:04.005 (1)	72.21		15:50:01.357

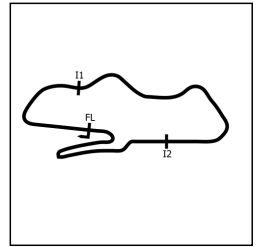
<b>P14 68</b>		<b>Martin MASON</b>		Boxster 986 S - Bahnsport			
IDEAL LAP TIME : 2:04.736		BEST LAP TIME : 2:04.736		DIFFERENCE : 0.000			
LAP	SECTOR 1	SECTOR 2	SECTOR 3	LAP TIME	MPH	DIFF	TIME OF DAY
1 -		58.492	54.024	2:34.350	58.01	29.614	15:27:28.620
2 -	30.763	54.914	50.772	2:16.449	65.62	11.713	15:29:45.069
3 -	29.248	52.271	49.507	2:11.026	68.34	6.290	15:31:56.095
4 -	27.998	51.248	49.886	2:09.132	69.34	4.396	15:34:05.227
5 -	28.714	51.520	50.996	2:11.230	68.23	6.494	15:36:16.457
6 -	30.475	53.441	50.197	2:14.113	66.76	9.377	15:38:30.570
7 -	27.704	1:02.563	1:05.695	2:35.962	57.41	31.226	15:41:06.532
8 -	38.338	1:05.326	55.320	2:38.984	56.32	34.248	15:43:45.516
9 -	28.000	51.443	48.184	2:07.627 (3)	70.16	2.891	15:45:53.143
10 -	27.469	49.898	47.693	2:05.060 (2)	71.60	0.324	15:47:58.203
11 -	27.371	49.786	47.579	2:04.736 (1)	71.78		15:50:02.939

<b>P15 90</b>		<b>Sarah THOMSON</b>		Boxster 986 S - Sarah Thomson			
IDEAL LAP TIME : 2:06.930		BEST LAP TIME : 2:07.214		DIFFERENCE : 0.284			
LAP	SECTOR 1	SECTOR 2	SECTOR 3	LAP TIME	MPH	DIFF	TIME OF DAY
1 -		54.750	52.205	2:24.497	61.96	17.283	15:27:18.767
2 -	28.334	51.792	49.958	2:10.084	68.83	2.870	15:29:28.851
3 -	27.645	50.651	55.872	2:14.168	66.74	6.954	15:31:43.019
4 -	27.892	50.583	49.682	2:08.157 (3)	69.87	0.943	15:33:51.176
5 -	27.604	51.369	50.958	2:09.931	68.91	2.717	15:36:01.107
6 -	28.642	52.808	50.466	2:11.916	67.87	4.702	15:38:13.023
7 -	27.990	1:13.675	1:05.604	2:47.269	53.53	40.055	15:41:00.292
8 -	39.232	1:06.302	53.691	2:39.225	56.23	32.011	15:43:39.517
9 -	27.312	52.882	50.950	2:11.144	68.27	3.930	15:45:50.661
10 -	27.451	50.728	49.035	2:07.214 (1)	70.38		15:47:57.875
11 -	28.181	50.637	49.300	2:08.118 (2)	69.89	0.904	15:50:05.993

<b>P16 46</b>		<b>Tom HALE</b>		Boxster 986 S - Tom Hale /Porsche Centre Nottingham/Marksma			
IDEAL LAP TIME : 2:06.388		BEST LAP TIME : 2:06.388		DIFFERENCE : 0.000			
LAP	SECTOR 1	SECTOR 2	SECTOR 3	LAP TIME	MPH	DIFF	TIME OF DAY
1 -		58.188	52.642	2:30.180	59.62	23.792	15:27:24.450
2 -	29.680	52.710	50.830	2:13.220	67.21	6.832	15:29:37.670
3 -	30.169	53.301	49.741	2:13.211	67.22	6.823	15:31:50.881
4 -	28.456	52.742	52.472	2:13.670	66.98	7.282	15:34:04.551
5 -	28.376	52.112	49.967	2:10.455	68.64	4.067	15:36:15.006
6 -	29.218	53.318	50.027	2:12.563	67.54	6.175	15:38:27.569
7 -	28.676	1:03.621	1:04.461	2:36.758	57.12	30.370	15:41:04.327
8 -	39.138	1:05.980	55.469	2:40.587	55.76	34.199	15:43:44.914
9 -	27.911	51.998	50.469	2:10.378 (3)	68.68	3.990	15:45:55.292
10 -	27.598	51.462	49.595	2:08.655 (2)	69.60	2.267	15:48:03.947
11 -	27.359	50.885	48.144	2:06.388 (1)	70.84		15:50:10.335

# Woods Foodservice Boxster Cup

## RACE 15 - SECTOR ANALYSIS



SECTOR 1 = FL to I1, SECTOR 2 = I1 to I2, SECTOR 3 = I2 to FL, DIFF = Difference To Personal Best Lap, P = Crossed Finish Line in Pit Lane, D = Time Disallowed

P17 25		Craig HORVATH		Boxster 986 S - GT one Ltd			
IDEAL LAP TIME : 2:06.368		BEST LAP TIME : 2:06.368		DIFFERENCE : 0.000			
LAP	SECTOR 1	SECTOR 2	SECTOR 3	LAP TIME	MPH	DIFF	TIME OF DAY
1 -		58.417	54.035	2:34.795	57.84	28.427	15:27:29.065
2 -	30.861	55.412	52.614	2:18.887	64.47	12.519	15:29:47.952
3 -	30.565	53.639	50.828	2:15.032	66.31	8.664	15:32:02.984
4 -	29.049	52.489	50.295	2:11.833	67.92	5.465	15:34:14.817
5 -	28.205	52.215	50.640	2:11.060	68.32	4.692	15:36:25.877
6 -	31.060	56.788	50.849	2:18.697	64.56	12.329	15:38:44.574
7 -	29.222	54.875	58.939	2:23.036	62.60	16.668	15:41:07.610
8 -	38.846	1:06.633	54.110	2:39.589	56.10	33.221	15:43:47.199
9 -	27.763	51.598	49.303	2:08.664 (2)	69.59	2.296	15:45:55.863
10 -	27.772	52.424	49.128	2:09.324 (3)	69.24	2.956	15:48:05.187
11 -	27.473	50.735	48.160	2:06.368 (1)	70.86		15:50:11.555

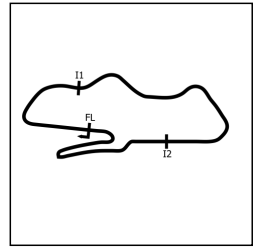
P18 64		David HUSSEY		Boxster 986 S - philip raby ltd			
IDEAL LAP TIME : 2:08.085		BEST LAP TIME : 2:08.862		DIFFERENCE : 0.777			
LAP	SECTOR 1	SECTOR 2	SECTOR 3	LAP TIME	MPH	DIFF	TIME OF DAY
1 -		59.546	54.101	2:37.410	56.88	28.548	15:27:31.680
2 -	30.640	55.594	52.694	2:18.928	64.45	10.066	15:29:50.608
3 -	30.270	53.860	51.812	2:15.942	65.86	7.080	15:32:06.550
4 -	29.072	53.317	50.144	2:12.533	67.56	3.671	15:34:19.083
5 -	28.798	52.760	50.638	2:12.196	67.73	3.334	15:36:31.279
6 -	31.125	55.863	52.595	2:19.583	64.15	10.721	15:38:50.862
7 -	29.510	56.982	57.384	2:23.876	62.23	15.014	15:41:14.738
8 -	33.168	1:06.370	53.686	2:33.224	58.44	24.362	15:43:47.962
9 -	28.492	51.362	49.008	2:08.862 (1)	69.48		15:45:56.824
10 -	28.110	51.947	49.179	2:09.236 (2)	69.28	0.374	15:48:06.060
11 -	28.538	50.967	49.819	2:09.324 (3)	69.24	0.462	15:50:15.384

P19 72		Mike CURTLER		Boxster 986 S - Ashgood Porsche Specialists			
IDEAL LAP TIME : 2:04.732		BEST LAP TIME : 2:05.053		DIFFERENCE : 0.321			
LAP	SECTOR 1	SECTOR 2	SECTOR 3	LAP TIME	MPH	DIFF	TIME OF DAY
1 -		56.446	51.381	2:27.184	60.83	22.131	15:27:21.454
2 -	28.378	51.312	50.105	2:09.795	68.98	4.742	15:29:31.249
3 -	27.749	50.971	49.747	2:08.467	69.70	3.414	15:31:39.716
4 -	27.338	50.215	48.218	2:05.771 (2)	71.19	0.718	15:33:45.487
5 -	27.359	50.716	47.836	2:05.911 (3)	71.11	0.858	15:35:51.398
6 -	28.096	53.176	52.757	2:14.029	66.80	8.976	15:38:05.427
7 -	29.118	1:16.990	1:05.804	2:51.912	52.08	46.859	15:40:57.339
8 -	39.146	1:06.208	52.875	2:38.229	56.59	33.176	15:43:35.568
9 -	28.186	50.781	48.455	2:07.422	70.27	2.369	15:45:42.990
10 -	27.320	1:14.103	49.389	2:30.812	59.37	25.759	15:48:13.802
11 -	27.259	49.637	48.157	2:05.053 (1)	71.60		15:50:18.855

P20 24		Sarah WOOD		Boxster 986 S - Autofarm			
IDEAL LAP TIME : 2:16.595		BEST LAP TIME : 2:17.444		DIFFERENCE : 0.849			
LAP	SECTOR 1	SECTOR 2	SECTOR 3	LAP TIME	MPH	DIFF	TIME OF DAY
1 -		1:01.030	56.386	2:42.256	55.18	24.812	15:27:36.526
2 -	31.453	58.773	55.631	2:25.857	61.39	8.413	15:30:02.383
3 -	30.600	57.962	54.367	2:22.929	62.64	5.485	15:32:25.312
4 -	29.846	55.105	54.749	2:19.700	64.09	2.256	15:34:45.012
5 -	30.462	57.945	56.777	2:25.184	61.67	7.740	15:37:10.196
6 -	30.925	58.394	55.034	2:24.353	62.03	6.909	15:39:34.549
7 -	30.059	56.817	54.514	2:21.390	63.33	3.946	15:41:55.939
8 -	29.545	56.149	52.970	2:18.664 (3)	64.57	1.220	15:44:14.603
9 -	29.381	54.734	53.612	2:17.727 (2)	65.01	0.283	15:46:32.330
10 -	29.695	54.244	53.505	2:17.444 (1)	65.14		15:48:49.774
11 -	29.788	55.727	53.431	2:18.946	64.44	1.502	15:51:08.720

# Woods Foodservice Boxster Cup

## RACE 15 - SECTOR ANALYSIS



SECTOR 1 = FL to I1, SECTOR 2 = I1 to I2, SECTOR 3 = I2 to FL, DIFF = Difference To Personal Best Lap, P = Crossed Finish Line in Pit Lane, D = Time Disallowed

P21 61		Nick LAWRENCE		Boxster 986 S - Rindt Vehicle Design			
IDEAL LAP TIME : 2:15.972		BEST LAP TIME : 2:15.972		DIFFERENCE : 0.000			
LAP	SECTOR 1	SECTOR 2	SECTOR 3	LAP TIME	MPH	DIFF	TIME OF DAY
1 -		1:01.940	55.858	2:43.746	54.68	27.774	15:27:38.016
2 -	31.105	59.183	55.842	2:26.130	61.27	10.158	15:30:04.146
3 -	30.714	57.242	54.085	2:22.041	63.04	6.069	15:32:26.187
4 -	30.656	56.437	54.020	2:21.113	63.45	5.141	15:34:47.300
5 -	29.977	57.738	59.063	2:26.778	61.00	10.806	15:37:14.078
6 -	33.249	1:00.350	59.310	2:32.909	58.56	16.937	15:39:46.987
7 -	31.342	58.724	53.220	2:23.286	62.49	7.314	15:42:10.273
8 -	30.381	55.821	52.778	2:18.980	64.42	3.008	15:44:29.253
9 -	29.830	54.933	52.527	2:17.290 (2)	65.22	1.318	15:46:46.543
10 -	30.180	55.285	53.202	2:18.667 (3)	64.57	2.695	15:49:05.210
11 -	29.476	54.302	52.194	2:15.972 (1)	65.85		15:51:21.182

P22 51		Stuart WARNER		Boxster 986 S - Stuart Warner/Supatune Motorsport			
IDEAL LAP TIME : 2:08.874		BEST LAP TIME : 2:08.874		DIFFERENCE : 0.000			
LAP	SECTOR 1	SECTOR 2	SECTOR 3	LAP TIME	MPH	DIFF	TIME OF DAY
1 -		58.446	53.765	2:33.575	58.30	24.701	15:27:27.845
2 -	30.219	56.989	52.430	2:19.638	64.12	10.764	15:29:47.483
3 -	30.122	53.526	51.290	2:14.938	66.35	6.064	15:32:02.421
4 -	28.837	52.579	50.680	2:12.096 (2)	67.78	3.222	15:34:14.517
5 -	29.465	52.632	50.678	2:12.775 (3)	67.44	3.901	15:36:27.292
6 -	31.535	56.624	52.435	2:20.594	63.69	11.720	15:38:47.886
7 -	29.339	59.233	IN PIT	2:29.197 P	60.01	20.323	15:41:17.083
8 -	OUTLAP	55.808	53.337	4:35.463	32.50	2:26.589	15:45:52.546
9 -	29.115	52.444	51.578	2:13.137	67.25	4.263	15:48:05.683
10 -	28.233	51.295	49.346	2:08.874 (1)	69.48		15:50:14.557

P23 44		Scott EVANS		Boxster 986 S - Sandown Motorsport			
IDEAL LAP TIME : 2:05.195		BEST LAP TIME : 2:05.370		DIFFERENCE : 0.175			
LAP	SECTOR 1	SECTOR 2	SECTOR 3	LAP TIME	MPH	DIFF	TIME OF DAY
1 -		50.881	51.490	2:14.214	66.71	8.844	15:27:08.484
2 -	27.128	50.497	48.230	2:05.855 (3)	71.14	0.485	15:29:14.339
3 -	27.000	50.061	48.309	2:05.370 (1)	71.42		15:31:19.709
4 -	26.959	50.006	48.556	2:05.521 (2)	71.33	0.151	15:33:25.230
5 -	27.431	56.983	IN PIT	2:23.251 P	62.50	17.881	15:35:48.481

P24 38		Eric BRIDGES		Boxster 986 S - Eric Bridges			
IDEAL LAP TIME : 2:11.037		BEST LAP TIME : 2:11.037		DIFFERENCE : 0.000			
LAP	SECTOR 1	SECTOR 2	SECTOR 3	LAP TIME	MPH	DIFF	TIME OF DAY
1 -		59.097	54.764	2:36.970	57.04	25.933	15:27:31.240
2 -	29.984	54.719	53.385	2:18.088 (3)	64.84	7.051	15:29:49.328
3 -	30.210	53.149	51.982	2:15.341 (2)	66.16	4.304	15:32:04.669
4 -	28.883	52.279	49.875	2:11.037 (1)	68.33		15:34:15.706

P25 99		Graham HEARD		Boxster 986 S - Elite Porsche			
IDEAL LAP TIME : 2:10.507		BEST LAP TIME : 2:19.314		DIFFERENCE : 8.807			
LAP	SECTOR 1	SECTOR 2	SECTOR 3	LAP TIME	MPH	DIFF	TIME OF DAY
1 -		52.543	51.336	2:19.314 (1)	64.27		15:27:13.584
2 -	28.151	51.020	1:03.965	2:23.136 (2)	62.55	3.821	15:29:36.720
3 -	45.650	1:20.104	IN PIT	3:14.604 P	46.01	55.289	15:32:51.324

# Woods Foodservice Boxster Cup

## RACE 15 - BEST SECTORS

SECTOR 1			SECTOR 2			SECTOR 3			IDEAL / BEST COMPARISON						
POS	NO	NAME	TIME	NO	NAME	TIME	NO	NAME	TIME	POS	NO	NAME	IDEAL	BEST	DIFF
													<b>PERFECT LAP</b>	<b>2:00.608</b>	
1	27	DARCY	26.022	27	DARCY	48.164	11	CHARTERS	46.422	1	27	DARCY	2:01.115	2:01.115	0.000
2	53	GREGORY	26.375	17	KING	48.494	66	SUDERA	46.909	2	11	CHARTERS	2:01.888	2:02.174	0.286
3	20	NOBLE-EVANS	26.397	81	DARLING	48.497	27	DARCY	46.929	3	81	DARLING	2:02.246	2:02.308	0.062
4	81	DARLING	26.433	20	NOBLE-EVANS	48.622	86	GREWCOCK	47.207	4	20	NOBLE-EVANS	2:02.308	2:02.435	0.127
5	11	CHARTERS	26.448	36	CURLER	48.676	20	NOBLE-EVANS	47.289	5	17	KING	2:02.385	2:03.912	1.527
6	17	KING	26.548	53	GREGORY	48.738	53	GREGORY	47.294	6	53	GREGORY	2:02.407	2:02.549	0.142
7	6	THOMPSON	26.741	66	SUDERA	48.810	81	DARLING	47.316	7	66	SUDERA	2:02.752	2:03.196	0.444
8	96	DYE	26.863	11	CHARTERS	49.018	60	LEVY	47.338	8	36	CURLER	2:03.273	2:03.510	0.237
9	60	LEVY	26.883	55	ADAMS	49.068	6	THOMPSON	47.339	9	86	GREWCOCK	2:03.371	2:04.268	0.897
10	44	EVANS	26.959	86	GREWCOCK	49.138	17	KING	47.343	10	6	THOMPSON	2:03.549	2:03.549	0.000
11	36	CURLER	26.987	96	DYE	49.258	68	MASON	47.579	11	96	DYE	2:03.813	2:04.531	0.718
12	86	GREWCOCK	27.026	6	THOMPSON	49.469	36	CURLER	47.610	12	55	ADAMS	2:04.005	2:04.005	0.000
13	66	SUDERA	27.033	72	CURLER	49.637	96	DYE	47.692	13	60	LEVY	2:04.158	2:04.158	0.000
14	55	ADAMS	27.083	68	MASON	49.786	72	CURLER	47.836	14	72	CURLER	2:04.732	2:05.053	0.321
15	72	CURLER	27.259	60	LEVY	49.937	55	ADAMS	47.854	15	68	MASON	2:04.736	2:04.736	0.000
16	90	THOMSON	27.312	44	EVANS	50.006	46	HALE	48.144	16	44	EVANS	2:05.195	2:05.370	0.175
17	46	HALE	27.359	90	THOMSON	50.583	25	HORVATH	48.160	17	25	HORVATH	2:06.368	2:06.368	0.000
18	68	MASON	27.371	25	HORVATH	50.735	44	EVANS	48.230	18	46	HALE	2:06.388	2:06.388	0.000
19	25	HORVATH	27.473	46	HALE	50.885	64	HUSSEY	49.008	19	90	THOMSON	2:06.930	2:07.214	0.284
20	64	HUSSEY	28.110	64	HUSSEY	50.967	90	THOMSON	49.035	20	64	HUSSEY	2:08.085	2:08.862	0.777
21	99	HEARD	28.151	99	HEARD	51.020	51	WARNER	49.346	21	51	WARNER	2:08.874	2:08.874	0.000
22	51	WARNER	28.233	51	WARNER	51.295	38	BRIDGES	49.875	22	99	HEARD	2:10.507	2:19.314	8.807
23	38	BRIDGES	28.883	38	BRIDGES	52.279	99	HEARD	51.336	23	38	BRIDGES	2:11.037	2:11.037	0.000
24	24	WOOD	29.381	24	WOOD	54.244	61	LAWRENCE	52.194	24	61	LAWRENCE	2:15.972	2:15.972	0.000
25	61	LAWRENCE	29.476	61	LAWRENCE	54.302	24	WOOD	52.970	25	24	WOOD	2:16.595	2:17.444	0.849

# Woods Foodservice Boxster Cup

## RACE 15 - STATISTICS

Competitors Started	25
Planned Start	2024-09-15 @ 15:15:00.000
Actual Start	2024-09-15 @ 15:24:54.269
Finish Time	2024-09-15 @ 15:49:35.434
Track Length	2.4873mi.
Total Laps	254
Total Distance Covered	631.7866mi.

### Session Fastest Lap History

NO	NAME	LAP TIME	TIME OF DAY	LAP	VEHICLE
11	Ryan CHARTERS	<b>2:13.536</b>	15:27:07.841	1	Boxster 986 S
11	Ryan CHARTERS	<b>2:06.091</b>	15:29:13.932	2	Boxster 986 S
44	Scott EVANS	<b>2:05.855</b>	15:29:14.347	2	Boxster 986 S
11	Ryan CHARTERS	<b>2:04.830</b>	15:31:18.761	3	Boxster 986 S
11	Ryan CHARTERS	<b>2:03.958</b>	15:33:22.720	4	Boxster 986 S
11	Ryan CHARTERS	<b>2:02.523</b>	15:45:30.829	9	Boxster 986 S
11	Ryan CHARTERS	<b>2:02.174</b>	15:49:36.873	11	Boxster 986 S
27	Barrington DARCY	<b>2:01.115</b>	15:49:49.412	11	Boxster 986 S

### Session Leader History

NO	NAME	FROM LAP	LAPS LED	DISTANCE	VEHICLE
11	Ryan CHARTERS	1	11	27.32 miles	Boxster 986 S

### Flag History

TYPE	TIME OF DAY
GREEN	15:24:54.269
SAFETY	15:36:02.991
GREEN	15:43:26.531
FINISH	15:49:35.434

### Flag Statistics

TYPE	COUNT	TOTAL LAPS	TOTAL TIME
Green	2	9	19:13.287
Red	0	0	0.000
Safety Car	1	2	7:23.539
FCY	0	0	0.000

# Woods Foodservice Boxster Cup

## RACE 19 - CLASSIFICATION

Race Distance: 12 Laps / 29.84 miles

POS	NO	NAME	ENTRY	LAPS	TIME	GAP	DIFF	MPH	BEST	ON	GRD	↑↓
1	81	Perry DARLING	Boxster 986 S - Supatune	12	23:17.822			76.77	1:54.630	11	5	4
2	53	Wayne GREGORY	Boxster 986 S - Woods Foodservice	12	23:18.978	1.156	1.156	76.71	1:54.639	10	2	0
3	11	Ryan CHARTERS	Boxster 986 S - Ashgood Porsche Specialists	12	23:20.384	2.562	1.406	76.63	1:54.692	9	1	-2
4	6	Mike THOMPSON	Boxster 986 S - Porsche Bolton	12	23:20.984	3.162	0.600	76.60	1:54.726	8	3	-1
5	17	Darren KING	Boxster 986 S - Darren King/Unique Racing/Unique Porsche	12	23:21.599	3.777	0.615	76.56	1:54.718	9	6	1
6	27	Barrington DARCY	Boxster 986 S - Stand 2 Motorsport	12	23:36.287	18.465	14.688	75.77	1:55.636	10	13	7
7	86	Ben GREWCOCK	Boxster 986 S - Porsche Bournemouth	12	23:37.626	19.804	1.339	75.70	1:56.080	9	21	14
8	72	Mike CURTLER	Boxster 986 S - Ashgood Porsche Specialists	12	23:39.138	21.316	1.512	75.62	1:55.816	12	10	2
9	66	Vikram SUDERA	Boxster 986 S - Unique Porsche	12	23:39.638	21.816	0.500	75.59	1:55.799	12	7	-2
10	60	Anthony LEVY	Boxster 986 S - Supatune Motorsport	12	23:48.930	31.108	9.292	75.10	1:56.996	5	11	1
11	55	Scot ADAMS	Boxster 986 S - Porsche Centre Newport Lakeside Drive	12	23:55.856	38.034	6.926	74.74	1:57.545	8	15	4
12	46	Tom HALE	Boxster 986 S - Tom Hale /Porsche Centre Nottingham/Marl	12	24:11.872	54.050	16.016	73.91	1:58.041	8	17	5
13	36	William CURTLER	Boxster 986 S - Ashgood Porsche Specialists	12	24:12.510	54.688	0.638	73.88	1:58.285	7	14	1
14	90	Sarah THOMSON	Boxster 986 S - Sarah Thomson	12	24:42.909	1:25.087	30.399	72.36	1:56.865	9	8	-6
15	68	Martin MASON	Boxster 986 S - Bahnsport	12	24:50.652	1:32.830	7.743	71.99	2:00.170	4	20	5
16	51	Stuart WARNER	Boxster 986 S - Stuart Warner/Supatune Motorsport	12	24:58.339	1:40.517	7.687	71.62	2:02.086	12	19	3
17	99	Graham HEARD	Boxster 986 S - Elite Porsche	12	25:05.466	1:47.644	7.127	71.28	2:01.458	9	12	-5
18	38	Eric BRIDGES	Boxster 986 S - Eric Bridges	12	25:05.945	1:48.123	0.479	71.26	2:01.412	10	18	0
19	25	Craig HORVATH	Boxster 986 S - GT one Ltd	12	25:06.281	1:48.459	0.336	71.24	2:01.839	10	23	4
20	20	Faye NOBLE-EVANS	Boxster 986 S - Parr Motorsport/ United Hygiene Solutions	12	25:08.945	1:51.123	2.664	71.12	2:02.256	12	9	-11
21	24	Sarah WOOD	Boxster 986 S - Autofarm	12	25:09.969	1:52.147	1.024	71.07	2:02.106	12	25	4
22	96	Charlie DYE	Boxster 986 S - Montrose Racing	12	25:10.646	1:52.824	0.677	71.04	2:01.260	12	16	-6
23	64	David HUSSEY	Boxster 986 S - philip raby ltd	11	23:18.104	1 Lap	1 Lap	70.35	2:04.070	8	24	1
24	61	Nick LAWRENCE	Boxster 986 S - Rindt Vehicle Design	11	25:21.643	1 Lap	2:03.539	64.64	2:07.090	5	22	-2

NOT STARTED

NS	44	Scott EVANS	Boxster 986 S - Sandown Motorsport									4
----	----	-------------	------------------------------------	--	--	--	--	--	--	--	--	---

FASTEST LAP

81	Perry DARLING	Boxster 986 S - Supatune	11	1:54.630	78.11 mph	125.71 kph
----	---------------	--------------------------	----	----------	-----------	------------

Weather / Track : Cloudy / Drying

These results are provisional until the conclusion of any judicial and technical matters.

Date: 15/09/2024 Start: 17:54 Finish: 18:18

Donington Park GP: 2.4873 miles

Clerk Of Course: Andy Stevens

Stewards:

Timekeeper: Nick Palmer



# Woods Foodservice Boxster Cup

## RACE 19 - LAP CHART

LAP 1 @ 17:56:48.974			LAP 2 @ 17:58:47.294			LAP 3 @ 18:00:44.253			LAP 4 @ 18:02:40.806			LAP 5 @ 18:04:36.191		
NO	BEHIND	LAP TIME	NO	BEHIND	LAP TIME	NO	BEHIND	LAP TIME	NO	BEHIND	LAP TIME	NO	BEHIND	LAP TIME
81		2:04.219	81		1:58.320	81		1:56.959	81		1:56.553	81		1:55.385
53	0.328	2:04.547	53	0.479	1:58.471	53	0.350	1:56.830	53	1.646	1:57.849	53	1.987	1:55.726
11	0.716	2:04.935	11	0.900	1:58.504	11	0.674	1:56.733	17	2.212	1:57.463	17	2.840	1:56.013
17	1.497	2:05.716	17	1.136	1:57.959	17	1.302	1:57.125	11	3.034	1:58.913	11	3.771	1:56.122
6	1.752	2:05.971	6	2.363	1:58.931	6	2.047	1:56.643	6	4.012	1:58.518	6	4.515	1:55.888
66	4.451	2:08.670	66	4.629	1:58.498	66	4.802	1:57.132	66	5.692	1:57.443	66	7.369	1:57.062
27	5.425	2:09.644	72	5.462	1:58.096	72	6.006	1:57.503	72	6.632	1:57.179	27	8.280	1:56.393
72	5.686	2:09.905	27	6.025	1:58.920	27	6.580	1:57.514	27	7.272	1:57.245	86	9.001	1:56.433
86	6.708	2:10.927	86	6.777	1:58.389	86	7.378	1:57.560	86	7.953	1:57.128	72	9.639	1:58.392
60	7.197	2:11.416	60	7.662	1:58.785	60	8.717	1:58.014	60	9.349	1:57.185	60	10.960	1:56.996
55	7.914	2:12.133	55	9.448	1:59.854	55	11.682	1:59.193	55	13.719	1:58.590	55	16.467	1:58.133
46	13.651	2:17.870	46	16.198	2:00.867	46	19.153	1:59.914	46	21.486	1:58.886	46	24.874	1:58.773
20	13.878	2:18.097	36	16.500	2:00.648	36	19.565	2:00.024	36	22.093	1:59.081	36	25.703	1:58.995
36	14.172	2:18.391	20	20.984	2:05.426	68	30.438	2:04.272	68	34.055	2:00.170	68	39.666	2:00.996
99	14.562	2:18.781	51	21.334	2:04.974	51	30.929	2:06.554	51	36.822	2:02.446	51	45.128	2:03.691
51	14.680	2:18.899	68	23.125	2:06.282	20	32.023	2:07.998	20	41.278	2:05.808	99	50.993	2:04.743
68	15.163	2:19.382	99	23.873	2:07.631	99	33.927	2:07.013	99	41.635	2:04.261	96	51.950	2:04.286
96	15.875	2:20.094	96	25.498	2:07.943	96	34.566	2:06.027	96	43.049	2:05.036	20	52.791	2:06.898
25	16.026	2:20.245	38	26.056	2:08.130	25	34.888	2:05.469	90	43.630	2:04.180	90	53.035	2:04.790
38	16.246	2:20.465	25	26.378	2:08.672	38	35.604	2:06.507	25	44.365	2:06.030	25	53.280	2:04.300
64	18.207	2:22.426	24	27.632	2:07.485	90	36.003	2:04.108	38	44.952	2:05.901	38	53.731	2:04.164
24	18.467	2:22.686	64	28.581	2:08.694	24	37.338	2:06.665	24	45.545	2:04.760	24	55.022	2:04.862
61	19.589	2:23.808	90	28.854	2:04.596	64	39.367	2:07.745	64	47.756	2:04.942	64	57.473	2:05.102
90	22.578	2:26.797	61	30.887	2:09.618	61	42.191	2:08.263	61	54.177	2:08.539	61	1:05.882	2:07.090



# Woods Foodservice Boxster Cup

## RACE 19 - LAP CHART

LAP 6 @ 18:06:31.773			LAP 7 @ 18:08:27.105			LAP 8 @ 18:10:22.428			LAP 9 @ 18:12:17.679			LAP 10 @ 18:14:12.592		
NO	BEHIND	LAP TIME	NO	BEHIND	LAP TIME	NO	BEHIND	LAP TIME	NO	BEHIND	LAP TIME	NO	BEHIND	LAP TIME
81		1:55.582	81		1:55.332	81		1:55.323	81		1:55.251	81		1:54.913
53	2.390	1:55.985	53	2.469	1:55.411	53	2.185	1:55.039	53	1.709	1:54.775	53	1.435	1:54.639
17	2.971	1:55.713	11	3.158	1:54.719	11	2.853	1:55.018	11	2.294	1:54.692	11	2.415	1:55.034
11	3.771	1:55.582	17	3.978	1:56.339	6	3.629	1:54.726	61	1 Lap	2:17.271 P	6	3.578	1:54.997
6	4.343	1:55.410	6	4.226	1:55.215	17	4.527	1:55.872	6	3.494	1:55.116	17	3.898	1:54.817
66	9.788	1:58.001	27	13.162	1:58.328	27	14.596	1:56.757	17	3.994	1:54.718	27	16.081	1:55.636
27	10.166	1:57.468	66	13.475	1:59.019	86	15.211	1:56.756	27	15.358	1:56.013	86	17.419	1:56.292
86	10.690	1:57.271	86	13.778	1:58.420	72	15.693	1:56.857	86	16.040	1:56.080	72	18.136	1:55.916
72	11.807	1:57.750	72	14.159	1:57.684	66	16.673	1:58.521	72	17.133	1:56.691	66	18.901	1:56.071
60	13.010	1:57.632	60	14.965	1:57.287	60	17.889	1:58.247	66	17.743	1:56.321	60	22.867	1:57.062
55	19.163	1:58.278	55	21.405	1:57.574	55	23.627	1:57.545	60	20.718	1:58.080	55	30.764	1:58.636
46	27.770	1:58.478	46	30.628	1:58.190	46	33.346	1:58.041	55	27.041	1:58.665	46	43.855	2:00.617
36	28.672	1:58.551	36	31.625	1:58.285	36	34.724	1:58.422	46	38.151	2:00.056	36	44.400	2:00.544
68	46.149	2:02.065	68	54.507	2:03.690	68	1:03.311	2:04.127	36	38.769	1:59.296	90	1:15.627	2:00.906
51	53.000	2:03.454	51	1:01.027	2:03.359	90	1:08.020	1:57.762	68	1:09.132	2:01.072	68	1:16.906	2:02.687
99	58.887	2:03.476	90	1:05.581	2:01.331	51	1:09.143	2:03.439	90	1:09.634	1:56.865	51	1:25.183	2:03.257
90	59.582	2:02.129	99	1:07.452	2:03.897	99	1:16.260	2:04.131	51	1:16.839	2:02.947	61	1 Lap	3:18.924
96	59.832	2:03.464	25	1:09.374	2:03.381	25	1:16.666	2:02.615	99	1:22.467	2:01.458	99	1:30.123	2:02.569
20	1:01.045	2:03.836	20	1:09.816	2:04.103	20	1:17.680	2:03.187	25	1:24.462	2:03.047	25	1:31.388	2:01.839
25	1:01.325	2:03.627	38	1:10.046	2:03.597	38	1:17.952	2:03.229	38	1:25.688	2:02.987	38	1:32.187	2:01.412
38	1:01.781	2:03.632	96	1:10.147	2:05.647	96	1:18.903	2:04.079	20	1:26.687	2:04.258	20	1:35.741	2:03.967
24	1:03.064	2:03.624	24	1:11.008	2:03.276	24	1:20.195	2:04.510	24	1:27.649	2:02.705	24	1:36.294	2:03.558
64	1:07.256	2:05.365	64	1:16.284	2:04.360	64	1:25.031	2:04.070	96	1:32.370	2:08.718	96	1:39.540	2:02.083
61	1:19.091	2:08.791	61	1:36.613	2:12.854				64	1:34.939	2:05.159	64	1:45.029	2:05.003

# Woods Foodservice Boxster Cup

## RACE 19 - LAP CHART

LAP 11 @ 18:16:07.222			LAP 12 @ 18:18:02.577		
NO	BEHIND	LAP TIME	NO	BEHIND	LAP TIME
81		1:54.630	81		1:55.355
53	1.498	1:54.693	64	1 Lap	2:05.238
11	2.757	1:54.972	53	1.156	1:55.013
6	3.680	1:54.732	11	2.562	1:55.160
17	4.000	1:54.732	6	3.162	1:54.837
27	17.421	1:55.970	17	3.777	1:55.132
86	18.870	1:56.081	27	18.465	1:56.399
72	20.855	1:57.349	86	19.804	1:56.289
66	21.372	1:57.101	72	21.316	1:55.816
60	27.615	1:59.378	66	21.816	1:55.799
55	34.112	1:57.978	60	31.108	1:58.848
46	49.324	2:00.099	55	38.034	1:59.277
36	50.064	2:00.294	46	54.050	2:00.081
90	1:19.467	1:58.470	36	54.688	1:59.979
68	1:24.444	2:02.168	90	1:25.087	2:00.975
51	1:33.786	2:03.233	68	1:32.830	2:03.741
99	1:39.012	2:03.519	51	1:40.517	2:02.086
25	1:39.225	2:02.467	99	1:47.644	2:03.987
38	1:40.086	2:02.529	38	1:48.123	2:03.392
20	1:44.222	2:03.111	25	1:48.459	2:04.589
24	1:45.396	2:03.732	20	1:51.123	2:02.256
96	1:46.919	2:02.009	24	1:52.147	2:02.106
61	1 Lap	2:15.964	96	1:52.824	2:01.260
			61	1 Lap	2:10.521

# Woods Foodservice Boxster Cup

## RACE 19 - POSITION CHART WITH INTERMEDIATES

No	Name	Lap Pos	Lap																																
			L0 - Int1-M	L0 - Int2-M	L1 - Finish	L1 - Int1-M	L1 - Int2-M	L2 - Finish	L2 - Int1-M	L2 - Int2-M	L3 - Finish	L3 - Int1-M	L3 - Int2-M	L4 - Finish	L4 - Int1-M	L4 - Int2-M	L5 - Finish	L5 - Int1-M	L5 - Int2-M	L6 - Finish	L6 - Int1-M	L6 - Int2-M	L7 - Finish	L7 - Int1-M	L7 - Int2-M	L8 - Finish	L8 - Int1-M	L8 - Int2-M	L9 - Finish	L9 - Int1-M	L9 - Int2-M	L10 - Finish	L10 - Int1-M	L10 - Int2-M	
11	CHARTERS	1	81	81	81	81	81	81	81	81	81	81	81	81	81	81	81	81	81	81	81	81	81	81	81	81	81	81	81	81	81	81	81	81	
53	GREGORY	2	53	53	53	53	53	53	53	53	53	53	53	53	53	53	53	53	53	53	53	53	53	53	53	53	53	53	53	53	53	53	53	53	
6	THOMPSON	3	17	17	11	11	11	11	11	11	11	11	17	17	17	17	17	17	17	17	17	11	11	11	11	11	11	11	11	11	11	11	11	11	
44	EVANS	4	6	11	17	17	17	17	17	17	17	17	11	11	11	11	11	11	11	11	11	17	6	6	6	6	6	6	6	6	6	6	6	6	
81	DARLING	5	11	6	6	6	6	6	6	6	6	6	6	6	6	6	6	6	6	6	6	6	17	17	17	17	17	17	17	17	17	17	17	17	
17	KING	6	90	90	66	66	66	66	66	66	66	66	66	66	66	66	66	66	66	66	66	27	27	27	27	27	27	27	27	27	27	27	27	27	
66	SUDERA	7	66	66	27	72	72	72	72	72	72	72	72	72	72	72	27	27	27	27	27	27	66	86	86	86	86	86	86	86	86	86	86	86	
90	THOMSON	8	27	27	72	27	27	27	27	27	27	27	27	27	27	27	86	86	86	86	86	86	86	72	72	72	72	72	72	72	72	72	72	72	
20	NOBLE-EVANS	9	72	72	86	86	86	86	86	86	86	86	86	86	86	86	72	72	72	72	72	72	66	66	66	66	66	66	66	66	66	66	66	66	
72	CURLER	10	60	60	60	60	60	60	55	60	60	60	60	60	60	60	60	60	55	60	60	60	60	60	60	60	60	60	60	60	55	60	60	55	
60	LEVY	11	99	86	55	55	55	55	46	55	55	55	55	55	55	55	55	55	46	55	55	55	55	55	55	55	55	55	55	55	55	46	55	55	
99	HEARD	12	36	55	46	46	46	46	46	36	46	46	46	46	46	46	46	46	46	46	46	46	46	46	46	46	46	46	46	46	46	46	46	46	
27	DARCY	13	86	36	20	36	36	36	20	36	36	36	36	36	36	36	36	36	36	36	36	36	36	36	36	36	36	36	36	36	36	36	36	36	
36	CURLER	14	20	99	36	20	20	20	20	51	68	68	68	68	68	68	68	68	68	68	68	68	68	68	68	68	68	68	68	68	68	68	68	68	
55	ADAMS	15	55	51	99	51	51	51	51	68	51	51	51	51	51	51	51	51	99	51	51	51	51	51	51	51	51	51	51	51	51	51	51	51	
96	DYE	16	51	20	51	99	68	68	68	99	20	20	20	20	20	20	99	99	99	96	99	99	99	99	90	90	90	51	51	51	51	51	99	51	
46	HALE	17	46	46	68	68	99	99	99	96	99	99	99	99	99	99	20	96	96	90	90	90	90	90	90	90	90	90	90	90	90	90	90	90	
38	BRIDGES	18	38	38	96	96	96	96	96	38	96	25	96	96	96	96	20	90	20	96	96	96	25	25	25	25	25	25	25	25	25	25	25	25	38
51	WARNER	19	68	68	25	38	38	38	25	25	96	25	90	90	90	90	20	25	20	20	20	20	20	20	20	20	20	20	20	20	20	20	20	20	
68	MASON	20	96	96	38	25	25	25	25	24	38	38	90	25	25	25	25	25	38	25	25	25	38	38	38	38	38	38	20	20	24	20	20	24	
86	GREWCOCK	21	25	25	64	24	24	24	24	90	90	90	38	38	38	38	38	38	24	38	38	38	96	96	96	96	96	96	24	24	96	24	24	96	
61	LAWRENCE	22	24	64	24	64	64	64	90	64	24	24	24	24	24	24	24	24	24	24	24	24	24	24	24	24	24	24	24	24	96	96	64	96	
25	HORVATH	23	64	24	61	61	90	90	64	61	64	64	64	64	64	64	64	64	61	64	64	64	64	64	64	64	64	64	64	64	61	64	64	61	
64	HUSSEY	24	61	61	90	90	61	61	61	61	61	61	61	61	61	61	61	61	61	61	61	61	61	61	61	61	61	61	61	61	61	61	61	53	
24	WOOD	25	64	11																															

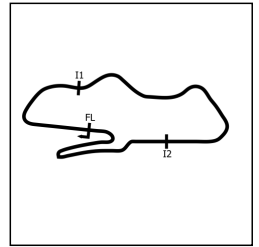
# Woods Foodservice Boxster Cup

## RACE 19 - POSITION CHART WITH INTERMEDIATES

No	Name	Lap				
		Pos	L11 - Finish	L11 - Int-M	L11 - Int2-M	L12 - Finish
11	CHARTERS	1	81	81	81	81
53	GREGORY	2	53	53	53	53
6	THOMPSON	3	11	11	11	11
44	EVANS	4	6	6	6	6
81	DARLING	5	17	17	17	17
17	KING	6	27	27	27	27
66	SUDERA	7	86	86	86	86
90	THOMSON	8	72	72	72	72
20	NOBLE-EVANS	9	66	66	66	66
72	CURLER	10	60	60	55	60
60	LEVY	11	55	55	46	55
99	HEARD	12	46	46	36	46
27	DARCY	13	36	36	90	36
36	CURLER	14	90	90	68	90
55	ADAMS	15	68	68	51	68
96	DYE	16	51	51	99	51
46	HALE	17	99	99	25	99
38	BRIDGES	18	25	25	38	38
51	WARNER	19	38	38	20	25
68	MASON	20	20	20	24	20
86	GREWCOCK	21	24	24	96	24
61	LAWRENCE	22	96	96	96	
25	HORVATH	23	64	81		
64	HUSSEY	24				
24	WOOD	25				

# Woods Foodservice Boxster Cup

## RACE 19 - SECTOR ANALYSIS



SECTOR 1 = FL to I1, SECTOR 2 = I1 to I2, SECTOR 3 = I2 to FL, DIFF = Difference To Personal Best Lap, P = Crossed Finish Line in Pit Lane, D = Time Disallowed

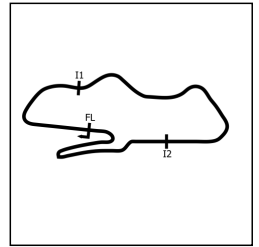
P1 81		Perry D <sup>A</sup> RLING		Boxster 986 S - Supatune			
IDEAL LAP TIME : 1:54.124		BEST LAP TIME : 1:54.630		DIFFERENCE : 0.506			
LAP	SECTOR 1	SECTOR 2	SECTOR 3	LAP TIME	MPH	DIFF	TIME OF DAY
1 -		48.084	45.837	2:04.219	72.08	9.589	17:56:48.974
2 -	25.560	47.095	45.665	1:58.320	75.67	3.690	17:58:47.294
3 -	25.476	46.537	44.946	1:56.959	76.56	2.329	18:00:44.253
4 -	25.445	45.916	45.192	1:56.553	76.82	1.923	18:02:40.806
5 -	25.229	45.654	44.502	1:55.385	77.60	0.755	18:04:36.191
6 -	25.256	45.730	44.596	1:55.582	77.47	0.952	18:06:31.773
7 -	25.063	46.007	44.262	1:55.332	77.64	0.702	18:08:27.105
8 -	25.013	45.804	44.506	1:55.323	77.64	0.693	18:10:22.428
9 -	25.343	45.468	44.440	1:55.251 (3)	77.69	0.621	18:12:17.679
10 -	<b>24.974</b>	45.629	44.310	1:54.913 (2)	77.92	0.283	18:14:12.592
11 -	25.051	45.600	<b>43.979</b>	<b>1:54.630 (1)</b>	<b>78.11</b>		<b>18:16:07.222</b>
12 -	25.408	<b>45.171</b>	44.776	1:55.355	77.62	0.725	18:18:02.577

P2 53		Wayne G <sup>R</sup> E <sup>G</sup> O <sup>R</sup> Y		Boxster 986 S - Woods Foodservice			
IDEAL LAP TIME : 1:54.324		BEST LAP TIME : 1:54.639		DIFFERENCE : 0.315			
LAP	SECTOR 1	SECTOR 2	SECTOR 3	LAP TIME	MPH	DIFF	TIME OF DAY
1 -		48.120	45.826	2:04.547	71.89	9.908	17:56:49.302
2 -	25.500	47.119	45.852	1:58.471	75.58	3.832	17:58:47.773
3 -	25.409	46.382	45.039	1:56.830	76.64	2.191	18:00:44.603
4 -	25.609	47.295	44.945	1:57.849	75.98	3.210	18:02:42.452
5 -	25.350	45.695	44.681	1:55.726	77.37	1.087	18:04:38.178
6 -	25.232	46.105	44.648	1:55.985	77.20	1.346	18:06:34.163
7 -	25.230	45.955	44.226	1:55.411	77.58	0.772	18:08:29.574
8 -	25.199	45.583	44.257	1:55.039	77.83	0.400	18:10:24.613
9 -	25.099	45.640	<b>44.036</b>	1:54.775 (3)	78.01	0.136	18:12:19.388
10 -	25.206	<b>45.350</b>	44.083	<b>1:54.639 (1)</b>	<b>78.11</b>		<b>18:14:14.027</b>
11 -	<b>24.938</b>	45.613	44.142	1:54.693 (2)	78.07	0.054	18:16:08.720
12 -	25.037	45.488	44.488	1:55.013	77.85	0.374	18:18:03.733

P3 11		Ryan C <sup>H</sup> A <sup>R</sup> T <sup>E</sup> R <sup>S</sup>		Boxster 986 S - Ashgood Porsche Specialists			
IDEAL LAP TIME : 1:54.395		BEST LAP TIME : 1:54.692		DIFFERENCE : 0.297			
LAP	SECTOR 1	SECTOR 2	SECTOR 3	LAP TIME	MPH	DIFF	TIME OF DAY
1 -		48.210	44.895	2:04.935	71.67	10.243	17:56:49.690
2 -	25.429	47.112	45.963	1:58.504	75.56	3.812	17:58:48.194
3 -	25.442	46.762	44.529	1:56.733	76.70	2.041	18:00:44.927
4 -	25.554	48.441	44.918	1:58.913	75.30	4.221	18:02:43.840
5 -	25.221	46.634	44.267	1:56.122	77.11	1.430	18:04:39.962
6 -	25.214	46.190	44.178	1:55.582	77.47	0.890	18:06:35.544
7 -	25.012	45.817	<b>43.890</b>	1:54.719 (2)	78.05	0.027	18:08:30.263
8 -	25.108	45.787	44.123	1:55.018	77.85	0.326	18:10:25.281
9 -	25.040	<b>45.582</b>	44.070	<b>1:54.692 (1)</b>	<b>78.07</b>		<b>18:12:19.973</b>
10 -	25.081	45.981	43.972	1:55.034	77.84	0.342	18:14:15.007
11 -	<b>24.923</b>	46.054	43.995	1:54.972 (3)	77.88	0.280	18:16:09.979
12 -	25.063	45.922	44.175	1:55.160	77.75	0.468	18:18:05.139

# Woods Foodservice Boxster Cup

## RACE 19 - SECTOR ANALYSIS



SECTOR 1 = FL to I1, SECTOR 2 = I1 to I2, SECTOR 3 = I2 to FL, DIFF = Difference To Personal Best Lap, P = Crossed Finish Line in Pit Lane, D = Time Disallowed

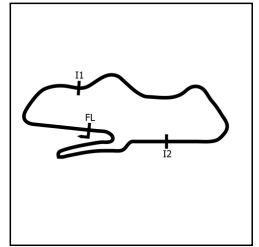
<b>P4 6</b>		<b>Mike THOMPSON</b>		Boxster 986 S - Porsche Bolton			
IDEAL LAP TIME : 1:54.348		BEST LAP TIME : 1:54.726		DIFFERENCE : 0.378			
LAP	SECTOR 1	SECTOR 2	SECTOR 3	LAP TIME	MPH	DIFF	TIME OF DAY
1 -		48.737	45.663	2:05.971	71.08	11.245	17:56:50.726
2 -	25.484	47.220	46.227	1:58.931	75.29	4.205	17:58:49.657
3 -	25.302	46.344	44.997	1:56.643	76.76	1.917	18:00:46.300
4 -	25.288	47.469	45.761	1:58.518	75.55	3.792	18:02:44.818
5 -	25.117	46.048	44.723	1:55.888	77.26	1.162	18:04:40.706
6 -	25.130	45.703	44.577	1:55.410	77.58	0.684	18:06:36.116
7 -	25.045	45.648	44.522	1:55.215	77.71	0.489	18:08:31.331
<b>8 -</b>	<b>25.069</b>	<b>45.189</b>	44.468	<b>1:54.726 (1)</b>	<b>78.05</b>		<b>18:10:26.057</b>
9 -	25.023	45.681	44.412	1:55.116	77.78	0.390	18:12:21.173
10 -	25.253	45.398	<b>44.346</b>	1:54.997	77.86	0.271	18:14:16.170
11 -	24.890	45.197	44.645	1:54.732 (2)	78.04	0.006	18:16:10.902
12 -	<b>24.813</b>	45.399	44.625	1:54.837 (3)	77.97	0.111	18:18:05.739

<b>P5 17</b>		<b>Darren KING</b>		Boxster 986 S - Darren King/Unique Racing/Unique Porsche			
IDEAL LAP TIME : 1:54.081		BEST LAP TIME : 1:54.718		DIFFERENCE : 0.637			
LAP	SECTOR 1	SECTOR 2	SECTOR 3	LAP TIME	MPH	DIFF	TIME OF DAY
1 -		47.969	46.554	2:05.716	71.22	10.998	17:56:50.471
2 -	25.566	46.667	45.726	1:57.959	75.91	3.241	17:58:48.430
3 -	25.723	46.436	44.966	1:57.125	76.45	2.407	18:00:45.555
4 -	25.736	46.947	44.780	1:57.463	76.23	2.745	18:02:43.018
5 -	25.181	46.386	44.446	1:56.013	77.18	1.295	18:04:39.031
6 -	25.096	46.123	44.494	1:55.713	77.38	0.995	18:06:34.744
7 -	25.160	45.851	45.328	1:56.339	76.96	1.621	18:08:31.083
8 -	25.892	45.616	44.364	1:55.872	77.27	1.154	18:10:26.955
<b>9 -</b>	<b>25.098</b>	<b>45.524</b>	44.096	<b>1:54.718 (1)</b>	<b>78.05</b>		<b>18:12:21.673</b>
10 -	25.157	<b>45.512</b>	44.148	1:54.817 (3)	77.98	0.099	18:14:16.490
11 -	25.023	45.980	43.729	1:54.732 (2)	78.04	0.014	18:16:11.222
12 -	<b>24.984</b>	46.563	<b>43.585</b>	1:55.132	77.77	0.414	18:18:06.354

<b>P6 27</b>		<b>Barrington DARCY</b>		Boxster 986 S - Stand 2 Motorsport			
IDEAL LAP TIME : 1:55.589		BEST LAP TIME : 1:55.636		DIFFERENCE : 0.047			
LAP	SECTOR 1	SECTOR 2	SECTOR 3	LAP TIME	MPH	DIFF	TIME OF DAY
1 -		48.703	48.022	2:09.644	69.06	14.008	17:56:54.399
2 -	26.448	47.117	45.355	1:58.920	75.29	3.284	17:58:53.319
3 -	25.669	47.324	44.521	1:57.514	76.19	1.878	18:00:50.833
4 -	25.546	46.961	44.738	1:57.245	76.37	1.609	18:02:48.078
5 -	25.318	46.281	44.794	1:56.393	76.93	0.757	18:04:44.471
6 -	25.158	47.005	45.305	1:57.468	76.22	1.832	18:06:41.939
7 -	25.586	47.137	45.605	1:58.328	75.67	2.692	18:08:40.267
8 -	25.283	47.103	44.371	1:56.757	76.69	1.121	18:10:37.024
9 -	25.321	<b>46.121</b>	44.571	1:56.013 (3)	77.18	0.377	18:12:33.037
<b>10 -</b>	<b>25.130</b>	46.168	<b>44.338</b>	<b>1:55.636 (1)</b>	<b>77.43</b>		<b>18:14:28.673</b>
11 -	25.317	46.202	44.451	1:55.970 (2)	77.21	0.334	18:16:24.643
12 -	25.628	46.174	44.597	1:56.399	76.92	0.763	18:18:21.042

# Woods Foodservice Boxster Cup

## RACE 19 - SECTOR ANALYSIS



SECTOR 1 = FL to I1, SECTOR 2 = I1 to I2, SECTOR 3 = I2 to FL, DIFF = Difference To Personal Best Lap, P = Crossed Finish Line in Pit Lane, D = Time Disallowed

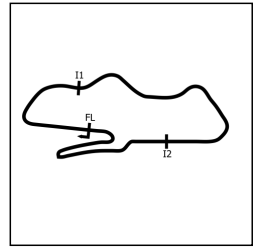
<b>P7 86</b>		<b>Ben GREWCOCK</b>		Boxster 986 S - Porsche Bournemouth			
IDEAL LAP TIME : 1:55.534		BEST LAP TIME : 1:56.080		DIFFERENCE : 0.546			
LAP	SECTOR 1	SECTOR 2	SECTOR 3	LAP TIME	MPH	DIFF	TIME OF DAY
1 -		49.808	46.585	2:10.927	68.39	14.847	17:56:55.682
2 -	26.067	46.598	45.724	1:58.389	75.63	2.309	17:58:54.071
3 -	25.985	46.881	44.694	1:57.560	76.16	1.480	18:00:51.631
4 -	25.812	46.264	45.052	1:57.128	76.45	1.048	18:02:48.759
5 -	25.457	<b>45.855</b>	45.121	1:56.433	76.90	0.353	18:04:45.192
6 -	25.801	46.262	45.208	1:57.271	76.35	1.191	18:06:42.463
7 -	25.969	46.370	46.081	1:58.420	75.61	2.340	18:08:40.883
8 -	25.895	46.356	<b>44.505</b>	1:56.756	76.69	0.676	18:10:37.639
9 -	25.600	45.970	44.510	<b>1:56.080 (1)</b>	<b>77.14</b>		<b>18:12:33.719</b>
10 -	25.457	45.960	44.875	1:56.292	76.99	0.212	18:14:30.011
11 -	<b>25.174</b>	46.005	44.902	1:56.081 (2)	77.13	0.001	18:16:26.092
12 -	25.308	45.988	44.993	1:56.289 (3)	77.00	0.209	18:18:22.381

<b>P8 72</b>		<b>Mike CURTLER</b>		Boxster 986 S - Ashgood Porsche Specialists			
IDEAL LAP TIME : 1:55.642		BEST LAP TIME : 1:55.816		DIFFERENCE : 0.174			
LAP	SECTOR 1	SECTOR 2	SECTOR 3	LAP TIME	MPH	DIFF	TIME OF DAY
1 -		49.023	47.858	2:09.905	68.93	14.089	17:56:54.660
2 -	25.889	47.044	45.163	1:58.096	75.82	2.280	17:58:52.756
3 -	25.842	47.189	44.472	1:57.503	76.20	1.687	18:00:50.259
4 -	25.798	46.678	44.703	1:57.179	76.41	1.363	18:02:47.438
5 -	25.489	46.474	46.429	1:58.392	75.63	2.576	18:04:45.830
6 -	25.884	47.160	44.706	1:57.750	76.04	1.934	18:06:43.580
7 -	25.591	<b>46.150</b>	45.943	1:57.684	76.08	1.868	18:08:41.264
8 -	26.009	46.550	44.298	1:56.857	76.62	1.041	18:10:38.121
9 -	25.598	46.358	44.735	1:56.691 (3)	76.73	0.875	18:12:34.812
10 -	25.442	46.283	44.191	1:55.916 (2)	77.24	0.100	18:14:30.728
11 -	25.675	46.605	45.069	1:57.349	76.30	1.533	18:16:28.077
12 -	<b>25.337</b>	46.324	<b>44.155</b>	<b>1:55.816 (1)</b>	<b>77.31</b>		<b>18:18:23.893</b>

<b>P9 66</b>		<b>Vikram SUDERA</b>		Boxster 986 S - Unique Porsche			
IDEAL LAP TIME : 1:55.799		BEST LAP TIME : 1:55.799		DIFFERENCE : 0.000			
LAP	SECTOR 1	SECTOR 2	SECTOR 3	LAP TIME	MPH	DIFF	TIME OF DAY
1 -		48.659	47.364	2:08.670	69.59	12.871	17:56:53.425
2 -	26.173	47.091	45.234	1:58.498	75.56	2.699	17:58:51.923
3 -	25.593	46.804	44.735	1:57.132	76.44	1.333	18:00:49.055
4 -	25.773	46.911	44.759	1:57.443	76.24	1.644	18:02:46.498
5 -	25.531	46.587	44.944	1:57.062	76.49	1.263	18:04:43.560
6 -	25.559	47.124	45.318	1:58.001	75.88	2.202	18:06:41.561
7 -	25.412	47.412	46.195	1:59.019	75.23	3.220	18:08:40.580
8 -	27.268	46.488	44.765	1:58.521	75.55	2.722	18:10:39.101
9 -	25.407	46.600	44.314	1:56.321 (3)	76.98	0.522	18:12:35.422
10 -	25.479	46.270	44.322	1:56.071 (2)	77.14	0.272	18:14:31.493
11 -	25.485	46.287	45.329	1:57.101	76.46	1.302	18:16:28.594
12 -	<b>25.316</b>	<b>46.195</b>	<b>44.288</b>	<b>1:55.799 (1)</b>	<b>77.32</b>		<b>18:18:24.393</b>

# Woods Foodservice Boxster Cup

## RACE 19 - SECTOR ANALYSIS



SECTOR 1 = FL to I1, SECTOR 2 = I1 to I2, SECTOR 3 = I2 to FL, DIFF = Difference To Personal Best Lap, P = Crossed Finish Line in Pit Lane, D = Time Disallowed

P10 60		Anthony LEVY		Boxster 986 S - Supatune Motorsport			
IDEAL LAP TIME : 1:56.637		BEST LAP TIME : 1:56.996		DIFFERENCE : 0.359			
LAP	SECTOR 1	SECTOR 2	SECTOR 3	LAP TIME	MPH	DIFF	TIME OF DAY
1 -		48.878	48.835	2:11.416	68.13	14.420	17:56:56.171
2 -	26.068	47.430	45.287	1:58.785	75.38	1.789	17:58:54.956
3 -	25.659			1:58.014	75.87	1.018	18:00:52.970
4 -	25.533	46.855	<b>44.797</b>	1:57.185 (3)	76.41	0.189	18:02:50.155
5 -	<b>25.284</b>	46.768	44.944	<b>1:56.996 (1)</b>	<b>76.53</b>		<b>18:04:47.151</b>
6 -	25.599			1:57.632	76.12	0.636	18:06:44.783
7 -	25.611	<b>46.556</b>	45.120	1:57.287	76.34	0.291	18:08:42.070
8 -	26.182	46.750	45.315	1:58.247	75.72	1.251	18:10:40.317
9 -	25.628	47.354	45.098	1:58.080	75.83	1.084	18:12:38.397
10 -	25.303			1:57.062 (2)	76.49	0.066	18:14:35.459
11 -	25.748			1:59.378	75.00	2.382	18:16:34.837
12 -	25.959			1:58.848	75.34	1.852	18:18:33.685

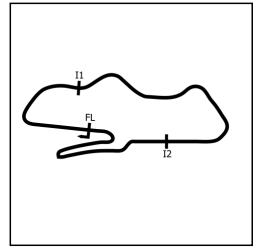
P11 55		Scot ADAMS		Boxster 986 S - Porsche Centre Newport Lakeside Drive			
IDEAL LAP TIME : 1:57.300		BEST LAP TIME : 1:57.545		DIFFERENCE : 0.245			
LAP	SECTOR 1	SECTOR 2	SECTOR 3	LAP TIME	MPH	DIFF	TIME OF DAY
1 -		50.694	46.285	2:12.133	67.76	14.588	17:56:56.888
2 -	26.300	47.638	45.916	1:59.854	74.71	2.309	17:58:56.742
3 -	<b>25.696</b>	47.667	45.830	1:59.193	75.12	1.648	18:00:55.935
4 -	26.024	47.201	45.365	1:58.590	75.50	1.045	18:02:54.525
5 -	25.775	47.183	45.175	1:58.133	75.79	0.588	18:04:52.658
6 -	25.802	46.938	45.538	1:58.278	75.70	0.733	18:06:50.936
7 -	25.714	46.815	45.045	1:57.574 (2)	76.16	0.029	18:08:48.510
8 -	25.698	<b>46.631</b>	45.216	<b>1:57.545 (1)</b>	<b>76.17</b>		<b>18:10:46.055</b>
9 -	25.822	47.494	45.349	1:58.665	75.45	1.120	18:12:44.720
10 -	25.715	47.448	45.473	1:58.636	75.47	1.091	18:14:43.356
11 -	25.820	47.185	<b>44.973</b>	1:57.978 (3)	75.89	0.433	18:16:41.334
12 -	26.033	47.614	45.630	1:59.277	75.07	1.732	18:18:40.611

P12 46		Tom HALE		Boxster 986 S - Tom Hale /Porsche Centre Nottingham/Marksme			
IDEAL LAP TIME : 1:57.724		BEST LAP TIME : 1:58.041		DIFFERENCE : 0.317			
LAP	SECTOR 1	SECTOR 2	SECTOR 3	LAP TIME	MPH	DIFF	TIME OF DAY
1 -		51.622	50.551	2:17.870	64.94	19.829	17:57:02.625
2 -	26.619	47.856	46.392	2:00.867	74.08	2.826	17:59:03.492
3 -	26.554	48.127	45.233	1:59.914	74.67	1.873	18:01:03.406
4 -	25.843	47.232	45.811	1:58.886	75.31	0.845	18:03:02.292
5 -	26.107	47.493	45.173	1:58.773	75.39	0.732	18:05:01.065
6 -	25.912	47.301	45.265	1:58.478 (3)	75.57	0.437	18:06:59.543
7 -	25.790	47.248	45.152	1:58.190 (2)	75.76	0.149	18:08:57.733
8 -	<b>25.727</b>	<b>47.155</b>	45.159	<b>1:58.041 (1)</b>	<b>75.85</b>		<b>18:10:55.774</b>
9 -	25.892	48.701	45.463	2:00.056	74.58	2.015	18:12:55.830
10 -	26.283	48.653	45.681	2:00.617	74.23	2.576	18:14:56.447
11 -	26.107	49.150	<b>44.842</b>	2:00.099	74.55	2.058	18:16:56.546
12 -	26.068	48.929	45.084	2:00.081	74.57	2.040	18:18:56.627



# Woods Foodservice Boxster Cup

## RACE 19 - SECTOR ANALYSIS



SECTOR 1 = FL to I1, SECTOR 2 = I1 to I2, SECTOR 3 = I2 to FL, DIFF = Difference To Personal Best Lap, P = Crossed Finish Line in Pit Lane, D = Time Disallowed

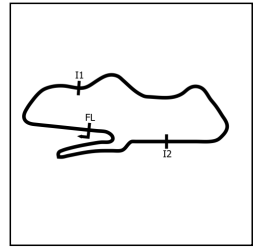
P13 36		William CURTLER		Boxster 986 S - Ashgood Porsche Specialists			
IDEAL LAP TIME : 1:57.896		BEST LAP TIME : 1:58.285		DIFFERENCE : 0.389			
LAP	SECTOR 1	SECTOR 2	SECTOR 3	LAP TIME	MPH	DIFF	TIME OF DAY
1 -		52.194	51.902	2:18.391	64.70	20.106	17:57:03.146
2 -	26.388	47.914	46.346	2:00.648	74.21	2.363	17:59:03.794
3 -	26.481	48.210	45.333	2:00.024	74.60	1.739	18:01:03.818
4 -	26.108	47.174	45.799	1:59.081	75.19	0.796	18:03:02.899
5 -	25.994	47.558	45.443	1:58.995	75.25	0.710	18:05:01.894
6 -	26.463	<b>47.012</b>	<b>45.076</b>	1:58.551 (3)	75.53	0.266	18:07:00.445
7 -	26.027	47.115	45.143	<b>1:58.285 (1)</b>	<b>75.70</b>		<b>18:08:58.730</b>
8 -	25.940	47.084	45.398	1:58.422 (2)	75.61	0.137	18:10:57.152
9 -	25.924	47.596	45.776	1:59.296	75.06	1.011	18:12:56.448
10 -	26.146	48.489	45.909	2:00.544	74.28	2.259	18:14:56.992
11 -	25.946	49.213	45.135	2:00.294	74.43	2.009	18:16:57.286
12 -	<b>25.808</b>	48.690	45.481	1:59.979	74.63	1.694	18:18:57.265

P14 90		Sarah THOMSON		Boxster 986 S - Sarah Thomson			
IDEAL LAP TIME : 1:56.453		BEST LAP TIME : 1:56.865		DIFFERENCE : 0.412			
LAP	SECTOR 1	SECTOR 2	SECTOR 3	LAP TIME	MPH	DIFF	TIME OF DAY
1 -		48.365	1:05.941	2:26.797	60.99	29.932	17:57:11.552
2 -	26.753	49.292	48.551	2:04.596	71.86	7.731	17:59:16.148
3 -	27.048	49.315	47.745	2:04.108	72.15	7.243	18:01:20.256
4 -	27.258	49.611	47.311	2:04.180	72.10	7.315	18:03:24.436
5 -	26.635	49.504	48.651	2:04.790	71.75	7.925	18:05:29.226
6 -	26.281	48.707	47.141	2:02.129	73.31	5.264	18:07:31.355
7 -	26.857	48.731	45.743	2:01.331	73.80	4.466	18:09:32.686
8 -	25.398	46.431	45.933	1:57.762 (2)	76.03	0.897	18:11:30.448
9 -	25.530	<b>46.280</b>	<b>45.055</b>	<b>1:56.865 (1)</b>	<b>76.62</b>		<b>18:13:27.313</b>
10 -	26.377	48.250	46.279	2:00.906	74.06	4.041	18:15:28.219
11 -	<b>25.118</b>	46.744	46.608	1:58.470 (3)	75.58	1.605	18:17:26.689
12 -	25.500	47.959	47.516	2:00.975	74.01	4.110	18:19:27.664

P15 68		Martin MASON		Boxster 986 S - Bahnsport			
IDEAL LAP TIME : 1:59.895		BEST LAP TIME : 2:00.170		DIFFERENCE : 0.275			
LAP	SECTOR 1	SECTOR 2	SECTOR 3	LAP TIME	MPH	DIFF	TIME OF DAY
1 -		52.750	50.523	2:19.382	64.24	19.212	17:57:04.137
2 -	28.035	49.245	49.002	2:06.282	70.90	6.112	17:59:10.419
3 -	26.453	50.572	47.247	2:04.272	72.05	4.102	18:01:14.691
4 -	<b>26.252</b>	<b>47.702</b>	46.216	<b>2:00.170 (1)</b>	<b>74.51</b>		<b>18:03:14.861</b>
5 -	26.897	48.158	<b>45.941</b>	2:00.996 (2)	74.00	0.826	18:05:15.857
6 -	26.622	48.723	46.720	2:02.065	73.35	1.895	18:07:17.922
7 -	26.755	49.691	47.244	2:03.690	72.39	3.520	18:09:21.612
8 -	27.701	49.318	47.108	2:04.127	72.13	3.957	18:11:25.739
9 -	26.648	48.336	46.088	2:01.072 (3)	73.95	0.902	18:13:26.811
10 -	26.631	48.324	47.732	2:02.687	72.98	2.517	18:15:29.498
11 -	26.423	49.305	46.440	2:02.168	73.29	1.998	18:17:31.666
12 -	26.978	49.790	46.973	2:03.741	72.36	3.571	18:19:35.407

# Woods Foodservice Boxster Cup

## RACE 19 - SECTOR ANALYSIS



SECTOR 1 = FL to I1, SECTOR 2 = I1 to I2, SECTOR 3 = I2 to FL, DIFF = Difference To Personal Best Lap, P = Crossed Finish Line in Pit Lane, D = Time Disallowed

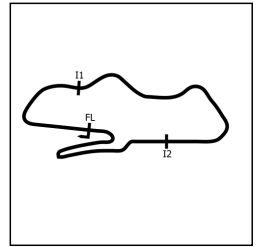
P16 51		Stuart WARNER		Boxster 986 S - Stuart Warner/Supatune Motorsport			
IDEAL LAP TIME : 2:01.675		BEST LAP TIME : 2:02.086		DIFFERENCE : 0.411			
LAP	SECTOR 1	SECTOR 2	SECTOR 3	LAP TIME	MPH	DIFF	TIME OF DAY
1 -		51.843	51.887	2:18.899	64.46	16.813	17:57:03.654
2 -	27.119	49.896	47.959	2:04.974	71.65	2.888	17:59:08.628
3 -	27.466	51.039	48.049	2:06.554	70.75	4.468	18:01:15.182
4 -	<b>26.609</b>	<b>48.695</b>	47.142	2:02.446 (2)	73.12	0.360	18:03:17.628
5 -	27.060	49.374	47.257	2:03.691	72.39	1.605	18:05:21.319
6 -	26.650	49.184	47.620	2:03.454	72.53	1.368	18:07:24.773
7 -	26.724	49.385	47.250	2:03.359	72.58	1.273	18:09:28.132
8 -	26.857	49.106	47.476	2:03.439	72.54	1.353	18:11:31.571
9 -	26.822	49.187	46.938	2:02.947 (3)	72.83	0.861	18:13:34.518
10 -	26.868	49.572	46.817	2:03.257	72.64	1.171	18:15:37.775
11 -	26.743	49.624	46.866	2:03.233	72.66	1.147	18:17:41.008
12 -	26.987	48.728	<b>46.371</b>	<b>2:02.086 (1)</b>	<b>73.34</b>		<b>18:19:43.094</b>

P17 99		Graham HEARD		Boxster 986 S - Elite Porsche			
IDEAL LAP TIME : 2:01.458		BEST LAP TIME : 2:01.458		DIFFERENCE : 0.000			
LAP	SECTOR 1	SECTOR 2	SECTOR 3	LAP TIME	MPH	DIFF	TIME OF DAY
1 -		52.479	52.189	2:18.781	64.52	17.323	17:57:03.536
2 -	27.715	50.321	49.595	2:07.631	70.15	6.173	17:59:11.167
3 -	27.188	51.087	48.738	2:07.013	70.50	5.555	18:01:18.180
4 -	27.242	49.126	47.893	2:04.261	72.06	2.803	18:03:22.441
5 -	27.122	49.983	47.638	2:04.743	71.78	3.285	18:05:27.184
6 -	26.924	48.826	47.726	2:03.476 (3)	72.51	2.018	18:07:30.660
7 -	27.020	49.118	47.759	2:03.897	72.27	2.439	18:09:34.557
8 -	27.187	49.501	47.443	2:04.131	72.13	2.673	18:11:38.688
9 -	<b>26.497</b>	<b>47.694</b>	<b>47.267</b>	<b>2:01.458 (1)</b>	<b>73.72</b>		<b>18:13:40.146</b>
10 -	26.750	48.372	47.447	2:02.569 (2)	73.05	1.111	18:15:42.715
11 -	26.567	47.830	49.122	2:03.519	72.49	2.061	18:17:46.234
12 -	26.673	49.684	47.630	2:03.987	72.22	2.529	18:19:50.221

P18 38		Eric BRIDGES		Boxster 986 S - Eric Bridges			
IDEAL LAP TIME : 2:00.992		BEST LAP TIME : 2:01.412		DIFFERENCE : 0.420			
LAP	SECTOR 1	SECTOR 2	SECTOR 3	LAP TIME	MPH	DIFF	TIME OF DAY
1 -		52.889	51.787	2:20.465	63.74	19.053	17:57:05.220
2 -	28.837	50.981	48.312	2:08.130	69.88	6.718	17:59:13.350
3 -	27.645	49.453	49.409	2:06.507	70.78	5.095	18:01:19.857
4 -	27.277	50.558	48.066	2:05.901	71.12	4.489	18:03:25.758
5 -	26.889	49.029	48.246	2:04.164	72.11	2.752	18:05:29.922
6 -	27.480	48.944	47.208	2:03.632	72.42	2.220	18:07:33.554
7 -	27.134	48.844	47.619	2:03.597	72.44	2.185	18:09:37.151
8 -	27.444	48.744	47.041	2:03.229	72.66	1.817	18:11:40.380
9 -	26.852	49.282	46.853	2:02.987 (3)	72.80	1.575	18:13:43.367
10 -	<b>26.308</b>	<b>48.254</b>	46.850	<b>2:01.412 (1)</b>	<b>73.75</b>		<b>18:15:44.779</b>
11 -	26.432	49.667	<b>46.430</b>	2:02.529 (2)	73.08	1.117	18:17:47.308
12 -	26.833	49.117	47.442	2:03.392	72.56	1.980	18:19:50.700

# Woods Foodservice Boxster Cup

## RACE 19 - SECTOR ANALYSIS



SECTOR 1 = FL to I1, SECTOR 2 = I1 to I2, SECTOR 3 = I2 to FL, DIFF = Difference To Personal Best Lap, P = Crossed Finish Line in Pit Lane, D = Time Disallowed

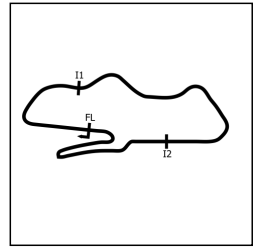
P19 25		Craig HORVATH		Boxster 986 S - GT one Ltd			
IDEAL LAP TIME : 2:01.088		BEST LAP TIME : 2:01.839		DIFFERENCE : 0.751			
LAP	SECTOR 1	SECTOR 2	SECTOR 3	LAP TIME	MPH	DIFF	TIME OF DAY
1 -		53.494	50.052	2:20.245	63.84	18.406	17:57:05.000
2 -	29.211	51.201	48.260	2:08.672	69.59	6.833	17:59:13.672
3 -	27.659	49.848	47.962	2:05.469	71.36	3.630	18:01:19.141
4 -	27.050	50.625	48.355	2:06.030	71.05	4.191	18:03:25.171
5 -	<b>26.574</b>	49.760	47.966	2:04.300	72.03	2.461	18:05:29.471
6 -	27.524	49.005	47.098	2:03.627	72.43	1.788	18:07:33.098
7 -	27.063	49.112	47.206	2:03.381	72.57	1.542	18:09:36.479
8 -	27.039	48.775	46.801	2:02.615 (3)	73.02	0.776	18:11:39.094
9 -	27.086	49.490	46.471	2:03.047	72.77	1.208	18:13:42.141
10 -	26.972	<b>48.369</b>	46.498	<b>2:01.839 (1)</b>	<b>73.49</b>		<b>18:15:43.980</b>
11 -	26.727	49.595	<b>46.145</b>	2:02.467 (2)	73.11	0.628	18:17:46.447
12 -	27.232	49.382	47.975	2:04.589	71.87	2.750	18:19:51.036

P20 20		Faye NOBLE-EVANS		Boxster 986 S - Parr Motorsport/ United Hygiene Solutions			
IDEAL LAP TIME : 2:01.672		BEST LAP TIME : 2:02.256		DIFFERENCE : 0.584			
LAP	SECTOR 1	SECTOR 2	SECTOR 3	LAP TIME	MPH	DIFF	TIME OF DAY
1 -		52.312	50.958	2:18.097	64.84	15.841	17:57:02.852
2 -	27.350	50.254	47.822	2:05.426	71.39	3.170	17:59:08.278
3 -	27.649	50.389	49.960	2:07.998	69.95	5.742	18:01:16.276
4 -	27.200	50.383	48.225	2:05.808	71.17	3.552	18:03:22.084
5 -	27.232	50.804	48.862	2:06.898	70.56	4.642	18:05:28.982
6 -	27.462	49.326	47.048	2:03.836	72.30	1.580	18:07:32.818
7 -	26.612	49.287	48.204	2:04.103	72.15	1.847	18:09:36.921
8 -	27.149	<b>48.857</b>	47.181	2:03.187 (3)	72.68	0.931	18:11:40.108
9 -	26.511	49.710	48.037	2:04.258	72.06	2.002	18:13:44.366
10 -	26.344	50.274	47.349	2:03.967	72.23	1.711	18:15:48.333
11 -	<b>26.151</b>	49.694	47.266	2:03.111 (2)	72.73	0.855	18:17:51.444
12 -	26.206	49.386	<b>46.664</b>	<b>2:02.256 (1)</b>	<b>73.24</b>		<b>18:19:53.700</b>

P21 24		Sarah WOOD		Boxster 986 S - Autofarm			
IDEAL LAP TIME : 2:01.589		BEST LAP TIME : 2:02.106		DIFFERENCE : 0.517			
LAP	SECTOR 1	SECTOR 2	SECTOR 3	LAP TIME	MPH	DIFF	TIME OF DAY
1 -		54.139	51.327	2:22.686	62.75	20.580	17:57:07.441
2 -	27.803	51.041	48.641	2:07.485	70.23	5.379	17:59:14.926
3 -	27.542	49.967	49.156	2:06.665	70.69	4.559	18:01:21.591
4 -	27.545	49.302	47.913	2:04.760	71.77	2.654	18:03:26.351
5 -	26.986	49.214	48.662	2:04.862	71.71	2.756	18:05:31.213
6 -	27.342	48.619	47.663	2:03.624	72.43	1.518	18:07:34.837
7 -	26.765	48.928	47.583	2:03.276 (3)	72.63	1.170	18:09:38.113
8 -	27.755	48.968	47.787	2:04.510	71.91	2.404	18:11:42.623
9 -	26.974	<b>48.198</b>	47.533	2:02.705 (2)	72.97	0.599	18:13:45.328
10 -	26.848	49.117	47.593	2:03.558	72.47	1.452	18:15:48.886
11 -	26.530	49.177	48.025	2:03.732	72.36	1.626	18:17:52.618
12 -	<b>26.474</b>	48.715	<b>46.917</b>	<b>2:02.106 (1)</b>	<b>73.33</b>		<b>18:19:54.724</b>

# Woods Foodservice Boxster Cup

## RACE 19 - SECTOR ANALYSIS



SECTOR 1 = FL to I1, SECTOR 2 = I1 to I2, SECTOR 3 = I2 to FL, DIFF = Difference To Personal Best Lap, P = Crossed Finish Line in Pit Lane, D = Time Disallowed

<b>P22 96</b>		<b>Charlie DYE</b>		Boxster 986 S - Montrose Racing			
IDEAL LAP TIME : 2:01.211		BEST LAP TIME : 2:01.260		DIFFERENCE : 0.049			
LAP	SECTOR 1	SECTOR 2	SECTOR 3	LAP TIME	MPH	DIFF	TIME OF DAY
1 -		53.608	50.232	2:20.094	63.91	18.834	17:57:04.849
2 -	28.256	51.463	48.224	2:07.943	69.98	6.683	17:59:12.792
3 -	27.485	49.981	48.561	2:06.027	71.05	4.767	18:01:18.819
4 -	27.603	50.088	47.345	2:05.036	71.61	3.776	18:03:23.855
5 -	26.441	50.143	47.702	2:04.286	72.04	3.026	18:05:28.141
6 -	26.937	48.977	47.550	2:03.464	72.52	2.204	18:07:31.605
7 -	26.939	48.668	50.040	2:05.647	71.26	4.387	18:09:37.252
8 -	27.630	49.344	47.105	2:04.079	72.16	2.819	18:11:41.331
9 -	<b>26.294</b>	49.324	53.100	2:08.718	69.56	7.458	18:13:50.049
10 -	26.940	48.282	46.861	2:02.083 (3)	73.34	0.823	18:15:52.132
11 -	26.449	48.198	47.362	2:02.009 (2)	73.39	0.749	18:17:54.141
<b>12 -</b>	26.343	<b>48.194</b>	<b>46.723</b>	<b>2:01.260 (1)</b>	<b>73.84</b>		<b>18:19:55.401</b>

<b>P23 64</b>		<b>David HUSSEY</b>		Boxster 986 S - philip raby ltd			
IDEAL LAP TIME : 2:03.728		BEST LAP TIME : 2:04.070		DIFFERENCE : 0.342			
LAP	SECTOR 1	SECTOR 2	SECTOR 3	LAP TIME	MPH	DIFF	TIME OF DAY
1 -		53.188	51.427	2:22.426	62.87	18.356	17:57:07.181
2 -	28.809	51.043	48.842	2:08.694	69.57	4.624	17:59:15.875
3 -	28.675	50.376	48.694	2:07.745	70.09	3.675	18:01:23.620
4 -	27.733	49.890	<b>47.319</b>	2:04.942 (3)	71.66	0.872	18:03:28.562
5 -	27.532	49.992	47.578	2:05.102	71.57	1.032	18:05:33.664
6 -	27.690	49.661	48.014	2:05.365	71.42	1.295	18:07:39.029
7 -	<b>27.315</b>	49.125	47.920	2:04.360 (2)	72.00	0.290	18:09:43.389
<b>8 -</b>	27.520	<b>49.094</b>	47.456	<b>2:04.070 (1)</b>	<b>72.17</b>		<b>18:11:47.459</b>
9 -	27.935	49.177	48.047	2:05.159	71.54	1.089	18:13:52.618
10 -	27.366	49.747	47.890	2:05.003	71.63	0.933	18:15:57.621
11 -	27.452	49.106	48.680	2:05.238	71.49	1.168	18:18:02.859

<b>P24 61</b>		<b>Nick LAWRENCE</b>		Boxster 986 S - Rindt Vehicle Design			
IDEAL LAP TIME : 2:06.806		BEST LAP TIME : 2:07.090		DIFFERENCE : 0.284			
LAP	SECTOR 1	SECTOR 2	SECTOR 3	LAP TIME	MPH	DIFF	TIME OF DAY
1 -		54.674	50.417	2:23.808	62.26	16.718	17:57:08.563
2 -	28.600	52.648	<b>48.370</b>	2:09.618	69.08	2.528	17:59:18.181
3 -	28.025	51.256	48.982	2:08.263 (2)	69.81	1.173	18:01:26.444
4 -	28.597	50.523	49.419	2:08.539 (3)	69.66	1.449	18:03:34.983
<b>5 -</b>	28.009	<b>50.504</b>	48.577	<b>2:07.090 (1)</b>	<b>70.45</b>		<b>18:05:42.073</b>
6 -	28.079	51.291	49.421	2:08.791	69.52	1.701	18:07:50.864
7 -	28.662	51.979	52.213	2:12.854	67.40	5.764	18:10:03.718
8 -	28.981	51.746	IN PIT	2:17.271 P	65.23	10.181	18:12:20.989
9 -	OUTLAP	51.575	50.572	3:18.924	45.01	1:11.834	18:15:39.913
10 -	<b>27.932</b>	54.924	53.108	2:15.964	65.85	8.874	18:17:55.877
11 -	28.462	53.062	48.997	2:10.521	68.60	3.431	18:20:06.398

# Woods Foodservice Boxster Cup

## RACE 19 - BEST SECTORS

SECTOR 1			SECTOR 2			SECTOR 3			IDEAL / BEST COMPARISON						
POS	NO	NAME	TIME	NO	NAME	TIME	NO	NAME	TIME	POS	NO	NAME	IDEAL	BEST	DIFF
													<b>PERFECT LAP</b>	<b>1:53.569</b>	
1	6	THOMPSON	24.813	81	DARLING	45.171	17	KING	43.585	1	17	KING	1:54.081	1:54.718	0.637
2	11	CHARTERS	24.923	6	THOMPSON	45.189	11	CHARTERS	43.890	2	81	DARLING	1:54.124	1:54.630	0.506
3	53	GREGORY	24.938	53	GREGORY	45.350	81	DARLING	43.979	3	53	GREGORY	1:54.324	1:54.639	0.315
4	81	DARLING	24.974	17	KING	45.512	53	GREGORY	44.036	4	6	THOMPSON	1:54.348	1:54.726	0.378
5	17	KING	24.984	11	CHARTERS	45.582	72	CURLER	44.155	5	11	CHARTERS	1:54.395	1:54.692	0.297
6	90	THOMSON	25.118	86	GREWCOCK	45.855	66	SUDERA	44.288	6	86	GREWCOCK	1:55.534	1:56.080	0.546
7	27	DARCY	25.130	27	DARCY	46.121	27	DARCY	44.338	7	27	DARCY	1:55.589	1:55.636	0.047
8	86	GREWCOCK	25.174	72	CURLER	46.150	6	THOMPSON	44.346	8	72	CURLER	1:55.642	1:55.816	0.174
9	60	LEVY	25.284	66	SUDERA	46.195	86	GREWCOCK	44.505	9	66	SUDERA	1:55.799	1:55.799	0.000
10	66	SUDERA	25.316	90	THOMSON	46.280	60	LEVY	44.797	10	90	THOMSON	1:56.453	1:56.865	0.412
11	72	CURLER	25.337	60	LEVY	46.556	46	HALE	44.842	11	60	LEVY	1:56.637	1:56.996	0.359
12	55	ADAMS	25.696	55	ADAMS	46.631	55	ADAMS	44.973	12	55	ADAMS	1:57.300	1:57.545	0.245
13	46	HALE	25.727	36	CURLER	47.012	90	THOMSON	45.055	13	46	HALE	1:57.724	1:58.041	0.317
14	36	CURLER	25.808	46	HALE	47.155	36	CURLER	45.076	14	36	CURLER	1:57.896	1:58.285	0.389
15	20	NOBLE-EVANS	26.151	99	HEARD	47.694	68	MASON	45.941	15	68	MASON	1:59.895	2:00.170	0.275
16	68	MASON	26.252	68	MASON	47.702	25	HORVATH	46.145	16	38	BRIDGES	2:00.992	2:01.412	0.420
17	96	DYE	26.294	96	DYE	48.194	51	WARNER	46.371	17	25	HORVATH	2:01.088	2:01.839	0.751
18	38	BRIDGES	26.308	24	WOOD	48.198	38	BRIDGES	46.430	18	96	DYE	2:01.211	2:01.260	0.049
19	24	WOOD	26.474	38	BRIDGES	48.254	20	NOBLE-EVANS	46.664	19	99	HEARD	2:01.458	2:01.458	0.000
20	99	HEARD	26.497	25	HORVATH	48.369	96	DYE	46.723	20	24	WOOD	2:01.589	2:02.106	0.517
21	25	HORVATH	26.574	51	WARNER	48.695	24	WOOD	46.917	21	20	NOBLE-EVANS	2:01.672	2:02.256	0.584
22	51	WARNER	26.609	20	NOBLE-EVANS	48.857	99	HEARD	47.267	22	51	WARNER	2:01.675	2:02.086	0.411
23	64	HUSSEY	27.315	64	HUSSEY	49.094	64	HUSSEY	47.319	23	64	HUSSEY	2:03.728	2:04.070	0.342
24	61	LAWRENCE	27.932	61	LAWRENCE	50.504	61	LAWRENCE	48.370	24	61	LAWRENCE	2:06.806	2:07.090	0.284

# Woods Foodservice Boxster Cup

## RACE 19 - STATISTICS

Competitors Started	24
Planned Start	2024-09-15 @ 17:50:00.000
Actual Start	2024-09-15 @ 17:54:44.754
Finish Time	2024-09-15 @ 18:18:00.878
Track Length	2.4873mi.
Total Laps	286
Total Distance Covered	711.3817mi.

### Session Fastest Lap History

NO	NAME	LAP TIME	TIME OF DAY	LAP	VEHICLE
81	Perry DARLING	2:04.219	17:56:48.973	1	Boxster 986 S
81	Perry DARLING	1:58.320	17:58:47.294	2	Boxster 986 S
17	Darren KING	1:57.959	17:58:48.444	2	Boxster 986 S
81	Perry DARLING	1:56.959	18:00:44.252	3	Boxster 986 S
53	Wayne GREGORY	1:56.830	18:00:44.615	3	Boxster 986 S
11	Ryan CHARTERS	1:56.733	18:00:44.960	3	Boxster 986 S
6	Mike THOMPSON	1:56.643	18:00:46.317	3	Boxster 986 S
81	Perry DARLING	1:56.553	18:02:40.806	4	Boxster 986 S
81	Perry DARLING	1:55.385	18:04:36.191	5	Boxster 986 S
81	Perry DARLING	1:55.332	18:08:27.105	7	Boxster 986 S
11	Ryan CHARTERS	1:54.719	18:08:30.295	7	Boxster 986 S
11	Ryan CHARTERS	1:54.692	18:12:20.005	9	Boxster 986 S
53	Wayne GREGORY	1:54.639	18:14:14.039	10	Boxster 986 S
81	Perry DARLING	1:54.630	18:16:07.222	11	Boxster 986 S

### Session Leader History

NO	NAME	FROM LAP	LAPS LED	DISTANCE	VEHICLE
81	Perry DARLING	1	12	29.81 miles	Boxster 986 S

### Flag History

TYPE	TIME OF DAY
GREEN	17:54:44.754
FINISH	18:18:00.878

### Flag Statistics

TYPE	COUNT	TOTAL LAPS	TOTAL TIME
Green	1	12	27:06.432
Red	0	0	0.000
Safety Car	0	0	0.000
FCY	0	0	0.000