



Porsche Club

Motorsport



BOXSTER CUP



Oulton Park

29th June 2024

Results





OultonPark

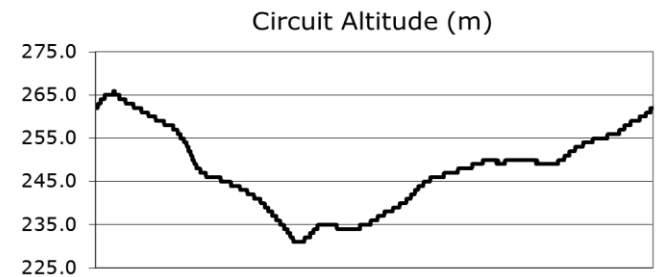
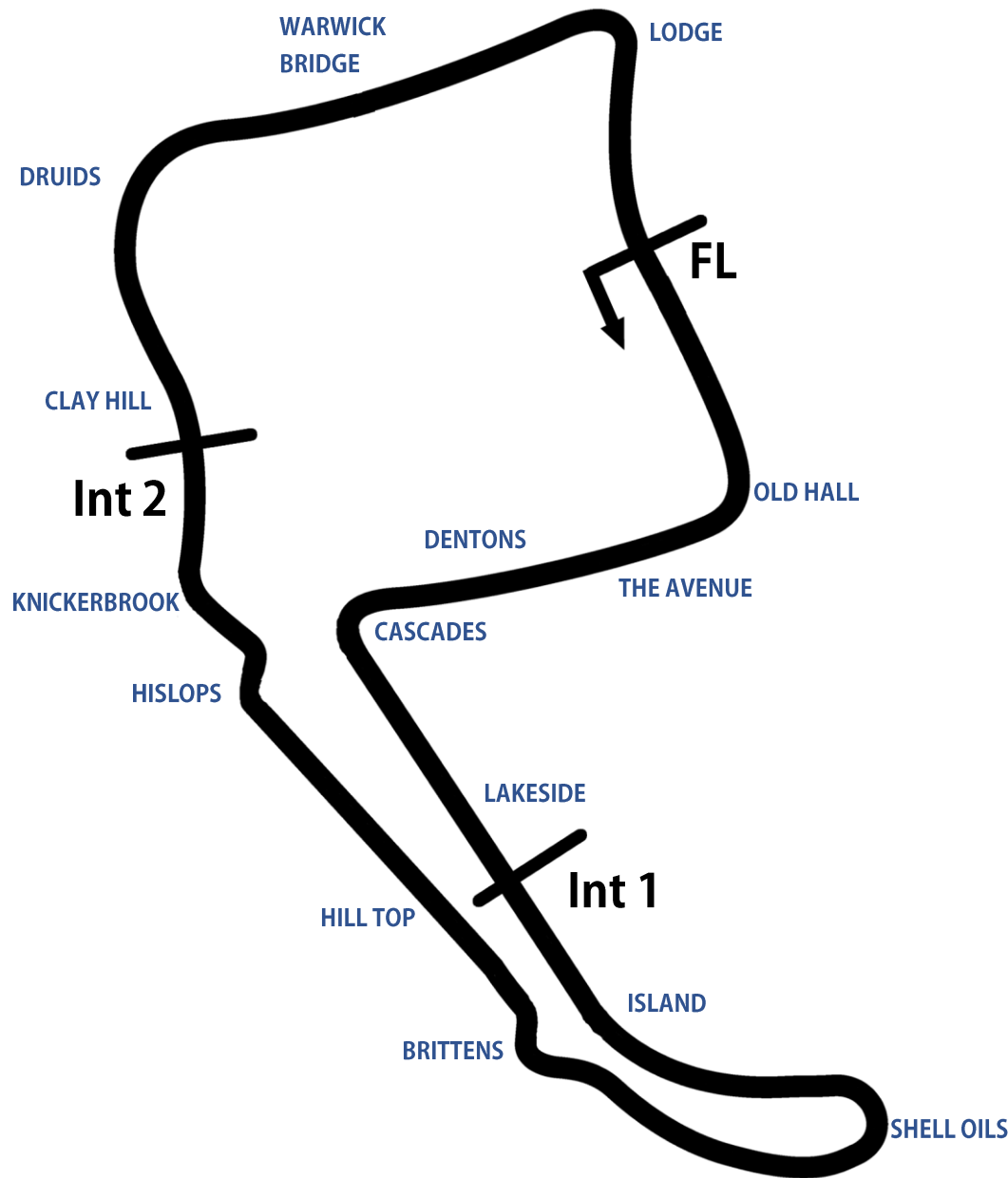
Oulton Park International Circuit

Little Budworth, Tarporley, Cheshire, UK



SPORTS TIMING

TIMING SOLUTIONS LTD



Length	2.6920 miles 4.332 km 4332.4m		
FL		53.17997 N	2.61294 W
Int 1	1163m	53.17248 N	2.61631 W
Int 2	3066m	53.17830 N	2.62040 W
Pit Entry	4314m	53.18011 N	2.61306 W
Pit Exit	180m after FL	53.17836 N	2.61232 W
Pit Entry - Pit Exit	199m, 14.3s @ 50kph, 11.9s @ 60kph		

Results & Live Timing available at – www.tsl-timing.com

Updated - 24/01/2024 11:05

MSVR Supercar Pageant - Oulton Park - 29th June 2024

Woods Foodservice Porsche Club Motorsport Boxster Cup

QUALIFYING - RACES 1 & 5 - CLASSIFICATION

POS	NO	CL	PIC	NAME	ENTRY	TIME	ON	LAPS	GAP	DIFF	MPH
1	81	3	1	Perry DARLING	Porsche Boxster 986 S - Supatune	2:05.735	7	9			77.07
2	90	3	2	Sarah THOMSON	Porsche Boxster 986 S - Sarah Thomson	2:05.908	9	9	0.173	0.173	76.97
3	17	3	3	Darren KING	Porsche Boxster 986 S - Darren King/Unique Racing/Ur	2:06.051	10	10	0.316	0.143	76.88
4	11	3	4	Ryan CHARTERS	Porsche Boxster 986 S - Ashgood Porsche Specialists	2:06.378	9	10	0.643	0.327	76.68
5	6	3	5	Mike THOMPSON	Porsche Boxster 986 S - Porsche Bolton	2:06.888	9	10	1.153	0.510	76.37
6	53	3	6	Wayne GREGORY	Porsche Boxster 986 S - Woods Foodservice	2:08.479	9	9	2.744	1.591	75.43
7	86	3	7	Ben GREWCOCK	Porsche Boxster 986 S - Porsche Bournemouth	2:08.760	9	9	3.025	0.281	75.26
8	55	3	8	Scot ADAMS	Porsche Boxster 986 S - Porsche Centre Newport Lake	2:09.247	8	8	3.512	0.487	74.98
9	20*	3	9	Faye NOBLE-EVANS	Porsche Boxster 986 S - Parr Motorsport/ United Hygiei	2:09.516	6	9	3.781	0.269	74.82
10	27	3	10	Barrington DARCY	Porsche Boxster 986 S - Stand 2 Motorsport	2:09.902	8	9	4.167	0.386	74.60
11	66	3	11	Vikram SUDERA	Porsche Boxster 986 S - Unique Porsche	2:10.120	8	9	4.385	0.218	74.47
12	72	3	12	CURLER / CURLER	Porsche Boxster 986 S - Ashgood Porsche Specialists	2:11.074	8	8	5.339	0.954	73.93
13	44*	3	13	Scott EVANS	Porsche Boxster 986 S - Sandown Motorsport	2:11.692	4	7	5.957	0.618	73.59
14	60*	3	14	Anthony LEVY	Porsche Boxster 986 S - Supatune Motorsport	2:13.259	8	9	7.524	1.567	72.72
15	96	3	15	Charlie DYE	Porsche Boxster 986 S - Montrose Racing	2:13.533	9	9	7.798	0.274	72.57
16	38	3	16	Eric BRIDGES	Porsche Boxster 986 S - Eric Bridges	2:15.449	8	9	9.714	1.916	71.54
17	22	3	17	Nick WALLIS	Porsche Boxster 986 S - Rindt Vehicle Design	2:16.021	7	9	10.286	0.572	71.24
18	68	3	18	Martin MASON	Porsche Boxster 986 S - Bahnsport	2:19.313	7	8	13.578	3.292	69.56
19	25	3	19	Craig HORVATH	Porsche Boxster 986 S - GT one Ltd	2:19.886	9	9	14.151	0.573	69.28
20	64*	3	20	David HUSSEY	Porsche Boxster 986 S - philip raby ltd	2:20.865	7	8	15.130	0.979	68.79
21	46	3	21	Tom HALE	Porsche Boxster 986 S - Tom Hale/Porsche Centre Not	2:20.903	4	6	15.168	0.038	68.77
22	24	3	22	Sarah WOOD	Porsche Boxster 986 S - Autofarm	2:24.894	8	8	19.159	3.991	66.88

Comments:

No. 20, 44, 60 - 1 Lap time disallowed; exceeding track limits.

No. 64 - 2 Lap times disallowed; exceeding track limits.

Weather / Track : Cloudy / Wet

These results are provisional until the conclusion of any judicial and technical matters.

Date: 29/06/2024 Start: 08:30 Finish: 08:50

Oulton Park International: 2.6920 miles

Clerk Of Course:

Andy Stevens

Stewards:

Timekeeper:

Eric Cowell



MSVR Supercar Pageant - Oulton Park - 29th June 2024

Woods Foodservice Porsche Club Motorsport Boxster Cup

QUALIFYING - RACES 1 & 5 - 2ND FASTEST CLASSIFICATION

POS	NO	CL	PIC	NAME	ENTRY	TIME	ON	LAPS	GAP	DIFF	MPH
1	17	3	1	Darren KING	Porsche Boxster 986 S - Darren King/Unique Racing/Ui	2:06.303	9	10			76.73
2	11	3	2	Ryan CHARTERS	Porsche Boxster 986 S - Ashgood Porsche Specialists	2:06.788	10	10	0.485	0.485	76.43
3	90	3	3	Sarah THOMSON	Porsche Boxster 986 S - Sarah Thomson	2:06.832	8	9	0.529	0.044	76.41
4	6	3	4	Mike THOMPSON	Porsche Boxster 986 S - Porsche Bolton	2:06.911	8	10	0.608	0.079	76.36
5	81	3	5	Perry DARLING	Porsche Boxster 986 S - Supatune	2:08.981	9	9	2.678	2.070	75.13
6	53	3	6	Wayne GREGORY	Porsche Boxster 986 S - Woods Foodservice	2:09.214	8	9	2.911	0.233	75.00
7	86	3	7	Ben GREWCOCK	Porsche Boxster 986 S - Porsche Bournemouth	2:09.755	8	9	3.452	0.541	74.68
8	27	3	8	Barrington DARCY	Porsche Boxster 986 S - Stand 2 Motorsport	2:09.939	9	9	3.636	0.184	74.58
9	20*	3	9	Faye NOBLE-EVANS	Porsche Boxster 986 S - Parr Motorsport/ United Hygiei	2:09.996	5	9	3.693	0.057	74.55
10	55	3	10	Scot ADAMS	Porsche Boxster 986 S - Porsche Centre Newport Lake	2:11.939	7	8	5.636	1.943	73.45
11	66	3	11	Vikram SUDERA	Porsche Boxster 986 S - Unique Porsche	2:11.965	7	9	5.662	0.026	73.43
12	44*	3	12	Scott EVANS	Porsche Boxster 986 S - Sandown Motorsport	2:12.430	5	7	6.127	0.465	73.18
13	72	3	13	CURLER / CURLER	Porsche Boxster 986 S - Ashgood Porsche Specialists	2:13.185	6	8	6.882	0.755	72.76
14	60*	3	14	Anthony LEVY	Porsche Boxster 986 S - Supatune Motorsport	2:14.558	9	9	8.255	1.373	72.02
15	38	3	15	Eric BRIDGES	Porsche Boxster 986 S - Eric Bridges	2:15.696	9	9	9.393	1.138	71.41
16	22	3	16	Nick WALLIS	Porsche Boxster 986 S - Rindt Vehicle Design	2:16.072	8	9	9.769	0.376	71.22
17	96	3	17	Charlie DYE	Porsche Boxster 986 S - Montrose Racing	2:16.162	7	9	9.859	0.090	71.17
18	68	3	18	Martin MASON	Porsche Boxster 986 S - Bahnsport	2:20.676	5	8	14.373	4.514	68.89
19	64*	3	19	David HUSSEY	Porsche Boxster 986 S - philip raby ltd	2:21.078	8	8	14.775	0.402	68.69
20	25	3	20	Craig HORVATH	Porsche Boxster 986 S - GT one Ltd	2:21.970	7	9	15.667	0.892	68.26
21	46	3	21	Tom HALE	Porsche Boxster 986 S - Tom Hale/Porsche Centre Noi	2:22.754	3	6	16.451	0.784	67.88
22	24	3	22	Sarah WOOD	Porsche Boxster 986 S - Autofarm	2:27.641	7	8	21.338	4.887	65.64

Comments:

No. 20, 44, 60 - 1 Lap time disallowed; exceeding track limits.

No. 64 - 2 Lap times disallowed; exceeding track limits.

Weather / Track : Cloudy / Wet

These results are provisional until the conclusion of any judicial and technical matters.

Date: 29/06/2024 Start: 08:30 Finish: 08:50

Oulton Park International: 2.6920 miles

Clerk Of Course:

Andy Stevens

Stewards:

Timekeeper:

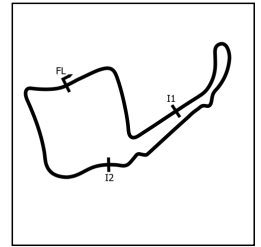
Eric Cowcill



MSVR Supercar Pageant - Oulton Park - 29th June 2024

Woods Foodservice Porsche Club Motorsport Boxster Cup

QUALIFYING - RACES 1 & 5 - SECTOR ANALYSIS



SECTOR 1 = FL to I1, SECTOR 2 = I1 to I2, SECTOR 3 = I2 to FL, DIFF = Difference To Personal Best Lap, P = Crossed Finish Line in Pit Lane, D = Time Disallowed

P1 81 3 Perry D ^A RLING		Porsche Boxster 986 S - Supatune					
IDEAL LAP TIME : 2:05.735		BEST LAP TIME : 2:05.735		DIFFERENCE : 0.000			
LAP	SECTOR 1	SECTOR 2	SECTOR 3	LAP TIME	MPH	DIFF	TIME OF DAY
1 -	OUTLAP	1:12.909	41.644				08:33:02.412
2 -	33.294	1:09.567	37.054	2:19.915	69.26	14.180	08:35:22.327
3 -	33.299	1:03.468	35.560	2:12.327	73.23	6.592	08:37:34.654
4 -	32.051	1:03.450	35.299	2:10.800	74.09	5.065	08:39:45.454
5 -	31.627	1:02.584	34.977	2:09.188 (3)	75.01	3.453	08:41:54.642
6 -	30.784	1:01.625	36.991	2:09.400	74.89	3.665	08:44:04.042
7 -	30.455	1:00.878	34.402	2:05.735 (1)	77.07		08:46:09.777
8 -	34.143	1:02.062	34.471	2:10.676	74.16	4.941	08:48:20.453
9 -	31.710	1:01.522	35.749	2:08.981 (2)	75.13	3.246	08:50:29.434

P2 90 3 Sarah THOMSON		Porsche Boxster 986 S - Sarah Thomson					
IDEAL LAP TIME : 2:05.414		BEST LAP TIME : 2:05.908		DIFFERENCE : 0.494			
LAP	SECTOR 1	SECTOR 2	SECTOR 3	LAP TIME	MPH	DIFF	TIME OF DAY
1 -	OUTLAP	1:08.063	37.916				08:32:33.960
2 -	33.623	1:04.926	37.045	2:15.594	71.47	9.686	08:34:49.554
3 -	32.278	1:02.545	35.796	2:10.619	74.19	4.711	08:37:00.173
4 -	32.055	1:02.261	35.208	2:09.524	74.82	3.616	08:39:09.697
5 -	32.334	1:01.515	34.826	2:08.675 (3)	75.31	2.767	08:41:18.372
6 -	31.327	1:01.152	IN PIT	2:35.135 P	62.47	29.227	08:43:53.507
7 -	OUTLAP	1:01.351	34.893	3:23.328	47.66	1:17.420	08:47:16.835
8 -	31.767	1:00.315	34.750	2:06.832 (2)	76.41	0.924	08:49:23.667
9 -	30.634	1:00.809	34.465	2:05.908 (1)	76.97		08:51:29.575

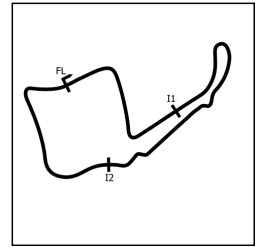
P3 17 3 Darren KING		Porsche Boxster 986 S - Darren King/Unique Racing/Unique Por					
IDEAL LAP TIME : 2:05.646		BEST LAP TIME : 2:06.051		DIFFERENCE : 0.405			
LAP	SECTOR 1	SECTOR 2	SECTOR 3	LAP TIME	MPH	DIFF	TIME OF DAY
1 -	OUTLAP	1:05.707	36.203				08:32:45.449
2 -	32.616	1:03.272	36.290	2:12.178	73.32	6.127	08:34:57.627
3 -	32.130	1:03.333	35.984	2:11.447	73.72	5.396	08:37:09.074
4 -	31.816	1:02.711	34.926	2:09.453	74.86	3.402	08:39:18.527
5 -	32.116	1:03.030	35.096	2:10.242	74.40	4.191	08:41:28.769
6 -	32.141	1:03.063	35.414	2:10.618	74.19	4.567	08:43:39.387
7 -	32.474	1:01.308	35.624	2:09.406	74.89	3.355	08:45:48.793
8 -	31.621	1:01.903	35.264	2:08.788 (3)	75.25	2.737	08:47:57.581
9 -	31.283	1:00.106	34.914	2:06.303 (2)	76.73	0.252	08:50:03.884
10 -	31.539	1:00.255	34.257	2:06.051 (1)	76.88		08:52:09.935

P4 11 3 Ryan CHARTERS		Porsche Boxster 986 S - Ashgood Porsche Specialists					
IDEAL LAP TIME : 2:05.973		BEST LAP TIME : 2:06.378		DIFFERENCE : 0.405			
LAP	SECTOR 1	SECTOR 2	SECTOR 3	LAP TIME	MPH	DIFF	TIME OF DAY
1 -	OUTLAP	1:09.157	37.988				08:32:32.309
2 -	33.620	1:05.115	36.768	2:15.503	71.52	9.125	08:34:47.812
3 -	32.652	1:03.054	35.808	2:11.514	73.69	5.136	08:36:59.326
4 -	31.457	1:01.548	35.531	2:08.536	75.39	2.158	08:39:07.862
5 -	32.393	1:02.031	35.154	2:09.578	74.79	3.200	08:41:17.440
6 -	31.510	1:01.620	36.296	2:09.426	74.87	3.048	08:43:26.866
7 -	31.346	1:00.831	34.875	2:07.052 (3)	76.27	0.674	08:45:33.918
8 -	31.286	1:01.458	35.118	2:07.862	75.79	1.484	08:47:41.780
9 -	31.238	1:00.183	34.957	2:06.378 (1)	76.68		08:49:48.158
10 -	30.987	1:00.998	34.803	2:06.788 (2)	76.43	0.410	08:51:54.946

MSVR Supercar Pageant - Oulton Park - 29th June 2024

Woods Foodservice Porsche Club Motorsport Boxster Cup

QUALIFYING - RACES 1 & 5 - SECTOR ANALYSIS



SECTOR 1 = FL to I1, SECTOR 2 = I1 to I2, SECTOR 3 = I2 to FL, DIFF = Difference To Personal Best Lap, P = Crossed Finish Line in Pit Lane, D = Time Disallowed

P5		6 3		Mike THOMPSON		Porsche Boxster 986 S - Porsche Bolton	
IDEAL LAP TIME : 2:05.153		BEST LAP TIME : 2:06.888		DIFFERENCE : 1.735			
LAP	SECTOR 1	SECTOR 2	SECTOR 3	LAP TIME	MPH	DIFF	TIME OF DAY
1 -	OUTLAP	1:07.889	38.193				08:32:29.607
2 -	34.268	1:04.268	36.430	2:14.966	71.80	8.078	08:34:44.573
3 -	32.583	1:02.587	35.780	2:10.950	74.00	4.062	08:36:55.523
4 -	32.117	1:02.115	35.749	2:09.981	74.55	3.093	08:39:05.504
5 -	33.183	1:01.295	35.319	2:09.797	74.66	2.909	08:41:15.301
6 -	31.438	1:01.245	34.795	2:07.478	76.02	0.590	08:43:22.779
7 -	32.163	1:00.727	34.853	2:07.743	75.86	0.855	08:45:30.522
8 -	31.562	59.991	35.358	2:06.911 (2)	76.36	0.023	08:47:37.433
9 -	30.740	1:01.477	34.671	2:06.888 (1)	76.37		08:49:44.321
10 -	31.924	59.742	35.291	2:06.957 (3)	76.33	0.069	08:51:51.278

P6		53 3		Wayne GREGORY		Porsche Boxster 986 S - Woods Foodservice	
IDEAL LAP TIME : 2:08.178		BEST LAP TIME : 2:08.479		DIFFERENCE : 0.301			
LAP	SECTOR 1	SECTOR 2	SECTOR 3	LAP TIME	MPH	DIFF	TIME OF DAY
1 -	OUTLAP	1:06.877	36.681				08:32:37.816
2 -	33.117	1:04.254	36.684	2:14.055	72.29	5.576	08:34:51.871
3 -	32.635	1:04.508	35.819	2:12.962	72.88	4.483	08:37:04.833
4 -	32.709	1:03.513	35.234	2:11.456	73.72	2.977	08:39:16.289
5 -	32.138	1:03.934	36.502	2:12.574	73.10	4.095	08:41:28.863
6 -	33.712	1:05.279	35.893	2:14.884	71.84	6.405	08:43:43.747
7 -	31.826	1:02.687	35.606	2:10.119 (3)	74.48	1.640	08:45:53.866
8 -	32.215	1:01.410	35.589	2:09.214 (2)	75.00	0.735	08:48:03.080
9 -	32.084	1:01.453	34.942	2:08.479 (1)	75.43		08:50:11.559

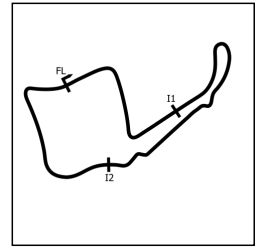
P7		86 3		Ben GREWCOCK		Porsche Boxster 986 S - Porsche Bournemouth	
IDEAL LAP TIME : 2:08.760		BEST LAP TIME : 2:08.760		DIFFERENCE : 0.000			
LAP	SECTOR 1	SECTOR 2	SECTOR 3	LAP TIME	MPH	DIFF	TIME OF DAY
1 -	OUTLAP	1:11.636	40.359				08:33:10.613
2 -	35.870	1:24.656	43.849	2:44.375	58.95	35.615	08:35:54.988
3 -	32.736	1:04.627	37.507	2:14.870	71.85	6.110	08:38:09.858
4 -	32.793	1:04.856	36.188	2:13.837	72.41	5.077	08:40:23.695
5 -	31.924	1:03.262	36.238	2:11.424	73.74	2.664	08:42:35.119
6 -	33.175	1:05.682	36.690	2:15.547	71.49	6.787	08:44:50.666
7 -	32.145	1:02.471	35.746	2:10.362 (3)	74.34	1.602	08:47:01.028
8 -	31.774	1:02.123	35.858	2:09.755 (2)	74.68	0.995	08:49:10.783
9 -	31.349	1:01.927	35.484	2:08.760 (1)	75.26		08:51:19.543

P8		55 3		Scot ADAMS		Porsche Boxster 986 S - Porsche Centre Newport Lakeside Driv	
IDEAL LAP TIME : 2:09.108		BEST LAP TIME : 2:09.247		DIFFERENCE : 0.139			
LAP	SECTOR 1	SECTOR 2	SECTOR 3	LAP TIME	MPH	DIFF	TIME OF DAY
1 -	OUTLAP	1:12.628	40.010				08:33:09.636
2 -	34.899	1:08.668	39.845	2:23.412	67.57	14.165	08:35:33.048
3 -	34.629	1:05.020	37.804	2:17.453	70.50	8.206	08:37:50.501
4 -	33.865	1:05.473	36.964	2:16.302 (3)	71.10	7.055	08:40:06.803
5 -	33.262	1:03.949	IN PIT	2:20.530 P	68.96	11.283	08:42:27.333
6 -	OUTLAP	1:03.875	36.469	3:40.174	44.01	1:30.927	08:46:07.507
7 -	33.537	1:02.708	35.694	2:11.939 (2)	73.45	2.692	08:48:19.446
8 -	32.055	1:01.359	35.833	2:09.247 (1)	74.98		08:50:28.693

MSVR Supercar Pageant - Oulton Park - 29th June 2024

Woods Foodservice Porsche Club Motorsport Boxster Cup

QUALIFYING - RACES 1 & 5 - SECTOR ANALYSIS



SECTOR 1 = FL to I1, SECTOR 2 = I1 to I2, SECTOR 3 = I2 to FL, DIFF = Difference To Personal Best Lap, P = Crossed Finish Line in Pit Lane, D = Time Disallowed

P9 20 3		Faye NOBLE-EVANS		Porsche Boxster 986 S - Parr Motorsport/ United Hygiene Solutic			
IDEAL LAP TIME : 2:07.979		BEST LAP TIME : 2:09.516		DIFFERENCE : 1.537			
LAP	SECTOR 1	SECTOR 2	SECTOR 3	LAP TIME	MPH	DIFF	TIME OF DAY
1 -	OUTLAP	1:26.162	36.324				08:32:44.120
2 -	32.341	1:03.988	37.455	2:13.784	72.43	4.268	08:34:57.904
3 -	33.485	1:03.777	35.745	2:13.007	72.86	3.491	08:37:10.911
4 -	32.065	1:02.648	35.966	2:10.679	74.16	1.163	08:39:21.590
5 -	32.016	1:02.613	35.367	2:09.996 (2)	74.55	0.480	08:41:31.586
6 -	31.757	1:02.271	35.488	2:09.516 (1)	74.82		08:43:41.102
7 -	33.269	1:02.371	37.133	2:12.773	72.99	3.257	08:45:53.875
8 -	32.919	1:01.632	35.578	2:10.129 (3)	74.47	0.613	08:48:04.004
9 -	32.559	1:00.957	35.265	2:08.784 D	75.25		08:50:12.785

P10 27 3		Barrington DARCY		Porsche Boxster 986 S - Stand 2 Motorsport			
IDEAL LAP TIME : 2:09.230		BEST LAP TIME : 2:09.902		DIFFERENCE : 0.672			
LAP	SECTOR 1	SECTOR 2	SECTOR 3	LAP TIME	MPH	DIFF	TIME OF DAY
1 -	OUTLAP	1:13.503	41.025				08:33:02.778
2 -	35.395	1:06.054	37.193	2:18.642	69.90	8.740	08:35:21.420
3 -	34.430	1:04.635	36.430	2:15.495	71.52	5.593	08:37:36.915
4 -	33.132	1:03.167	36.339	2:12.638	73.06	2.736	08:39:49.553
5 -	32.917	1:02.416	36.183	2:11.516	73.68	1.614	08:42:01.069
6 -	32.562	1:02.784	36.075	2:11.421	73.74	1.519	08:44:12.490
7 -	31.795	1:02.846	35.671	2:10.312 (3)	74.36	0.410	08:46:22.802
8 -	32.163	1:01.919	35.820	2:09.902 (1)	74.60		08:48:32.704
9 -	31.938	1:01.764	36.237	2:09.939 (2)	74.58	0.037	08:50:42.643

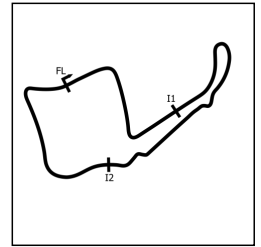
P11 66 3		Vikram SUDERA		Porsche Boxster 986 S - Unique Porsche			
IDEAL LAP TIME : 2:10.120		BEST LAP TIME : 2:10.120		DIFFERENCE : 0.000			
LAP	SECTOR 1	SECTOR 2	SECTOR 3	LAP TIME	MPH	DIFF	TIME OF DAY
1 -	OUTLAP	1:14.348	42.495				08:33:05.789
2 -	34.944	1:05.876	37.553	2:18.373	70.03	8.253	08:35:24.162
3 -	33.773	1:04.900	36.197	2:14.870	71.85	4.750	08:37:39.032
4 -	33.619	1:04.003	36.374	2:13.996	72.32	3.876	08:39:53.028
5 -	32.936	1:03.197	51.823	2:27.956	65.50	17.836	08:42:20.984
6 -	35.264	1:04.080	36.273	2:15.617	71.46	5.497	08:44:36.601
7 -	32.917	1:03.339	35.709	2:11.965 (2)	73.43	1.845	08:46:48.566
8 -	32.666	1:02.213	35.241	2:10.120 (1)	74.47		08:48:58.686
9 -	32.782	1:02.361	36.857	2:12.000 (3)	73.41	1.880	08:51:10.686

P12 72 3		CURTLE / CURTLER		Porsche Boxster 986 S - Ashgood Porsche Specialists			
IDEAL LAP TIME : 2:11.074		BEST LAP TIME : 2:11.074		DIFFERENCE : 0.000			
LAP	SECTOR 1	SECTOR 2	SECTOR 3	LAP TIME	MPH	DIFF	TIME OF DAY
1 -	OUTLAP	1:12.630	40.138				08:33:08.962
2 -	35.071	1:10.194	40.544	2:25.809	66.46	14.735	08:35:34.771
3 -	34.736	1:08.812	IN PIT	2:25.798 P	66.47	14.724	08:38:00.569
4 -	OUTLAP	1:07.571	43.174	4:23.300	36.80	2:12.226	08:42:23.869
5 -	34.737	1:04.781	36.848	2:16.366	71.06	5.292	08:44:40.235
6 -	32.949	1:03.758	36.478	2:13.185 (2)	72.76	2.111	08:46:53.420
7 -	33.026	1:03.986	36.664	2:13.676 (3)	72.49	2.602	08:49:07.096
8 -	32.751	1:02.140	36.183	2:11.074 (1)	73.93		08:51:18.170

MSVR Supercar Pageant - Oulton Park - 29th June 2024

Woods Foodservice Porsche Club Motorsport Boxster Cup

QUALIFYING - RACES 1 & 5 - SECTOR ANALYSIS



SECTOR 1 = FL to I1, SECTOR 2 = I1 to I2, SECTOR 3 = I2 to FL, DIFF = Difference To Personal Best Lap, P = Crossed Finish Line in Pit Lane, D = Time Disallowed

P13 44 3		Scott EVANS		Porsche Boxster 986 S - Sandown Motorsport			
IDEAL LAP TIME : 2:10.759		BEST LAP TIME : 2:11.692		DIFFERENCE : 0.933			
LAP	SECTOR 1	SECTOR 2	SECTOR 3	LAP TIME	MPH	DIFF	TIME OF DAY
1 -	OUTLAP	1:07.152	36.732				08:32:40.614
2 -	33.145	1:05.654	36.566	2:15.365	71.59	3.673	08:34:55.979
3 -	32.356	1:04.296	35.843	2:12.495 (3)	73.14	0.803	08:37:08.474
4 -	31.828	1:04.170	35.694	2:11.692 (1)	73.59		08:39:20.166
5 -	32.089	1:04.589	35.752	2:12.430 (2)	73.18	0.738	08:41:32.596
6 -	31.929	1:04.065	35.897	2:11.891 D	73.47	0.199	08:43:44.487
7 -	31.896	1:03.237	IN PIT	2:16.444 P	71.02	4.752	08:46:00.931

P14 60 3		Anthony LEVY		Porsche Boxster 986 S - Supatune Motorsport			
IDEAL LAP TIME : 2:13.259		BEST LAP TIME : 2:13.259		DIFFERENCE : 0.000			
LAP	SECTOR 1	SECTOR 2	SECTOR 3	LAP TIME	MPH	DIFF	TIME OF DAY
1 -	OUTLAP	1:14.971	41.972				08:33:04.076
2 -	36.437	1:12.932	43.643	2:33.012	63.33	19.753	08:35:37.088
3 -	35.375	1:09.242	37.842	2:22.459	68.02	9.200	08:37:59.547
4 -	34.410	1:06.288	36.999	2:17.697	70.38	4.438	08:40:17.244
5 -	34.107	1:06.217	36.961	2:17.285 D	70.59	4.026	08:42:34.529
6 -	33.482	1:05.565	37.007	2:16.054 (3)	71.23	2.795	08:44:50.583
7 -	35.111	1:04.681	37.203	2:16.995	70.74	3.736	08:47:07.578
8 -	33.108	1:03.872	36.279	2:13.259 (1)	72.72		08:49:20.837
9 -	33.206	1:04.752	36.600	2:14.558 (2)	72.02	1.299	08:51:35.395

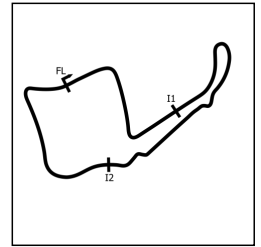
P15 96 3		Charlie DYE		Porsche Boxster 986 S - Montrose Racing			
IDEAL LAP TIME : 2:13.382		BEST LAP TIME : 2:13.533		DIFFERENCE : 0.151			
LAP	SECTOR 1	SECTOR 2	SECTOR 3	LAP TIME	MPH	DIFF	TIME OF DAY
1 -	OUTLAP	1:11.918	42.727				08:33:30.698
2 -	36.160	1:11.672	41.065	2:28.897	65.08	15.364	08:35:59.595
3 -	35.899	1:07.073	38.008	2:20.980	68.74	7.447	08:38:20.575
4 -	35.170	1:06.032	37.676	2:18.878	69.78	5.345	08:40:39.453
5 -	34.808	1:05.561	36.924	2:17.293	70.58	3.760	08:42:56.746
6 -	34.179	1:05.710	39.542	2:19.431	69.50	5.898	08:45:16.177
7 -	34.362	1:05.090	36.710	2:16.162 (2)	71.17	2.629	08:47:32.339
8 -	33.513	1:06.682	36.976	2:17.171 (3)	70.65	3.638	08:49:49.510
9 -	33.650	1:03.159	36.724	2:13.533 (1)	72.57		08:52:03.043

P16 38 3		Eric BRIDGES		Porsche Boxster 986 S - Eric Bridges			
IDEAL LAP TIME : 2:15.139		BEST LAP TIME : 2:15.449		DIFFERENCE : 0.310			
LAP	SECTOR 1	SECTOR 2	SECTOR 3	LAP TIME	MPH	DIFF	TIME OF DAY
1 -	OUTLAP	1:13.276	43.016				08:33:09.457
2 -	37.025	1:14.599	40.948	2:32.572	63.51	17.123	08:35:42.029
3 -	34.995	1:07.264	38.490	2:20.749	68.85	5.300	08:38:02.778
4 -	36.406	1:13.508	42.669	2:32.583	63.51	17.134	08:40:35.361
5 -	34.463	1:05.808	37.250	2:17.521	70.47	2.072	08:42:52.882
6 -	33.499	1:06.785	37.941	2:18.225	70.11	2.776	08:45:11.107
7 -	34.375	1:05.445	37.622	2:17.442 (3)	70.51	1.993	08:47:28.549
8 -	33.403	1:04.760	37.286	2:15.449 (1)	71.54		08:49:43.998
9 -	33.744	1:04.976	36.976	2:15.696 (2)	71.41	0.247	08:51:59.694

MSVR Supercar Pageant - Oulton Park - 29th June 2024

Woods Foodservice Porsche Club Motorsport Boxster Cup

QUALIFYING - RACES 1 & 5 - SECTOR ANALYSIS



SECTOR 1 = FL to I1, SECTOR 2 = I1 to I2, SECTOR 3 = I2 to FL, DIFF = Difference To Personal Best Lap, P = Crossed Finish Line in Pit Lane, D = Time Disallowed

P17 22 3		Nick WALLIS		Porsche Boxster 986 S - Rindt Vehicle Design			
IDEAL LAP TIME : 2:15.148		BEST LAP TIME : 2:16.021		DIFFERENCE : 0.873			
LAP	SECTOR 1	SECTOR 2	SECTOR 3	LAP TIME	MPH	DIFF	TIME OF DAY
1 -	OUTLAP	1:12.641	42.146				08:33:06.593
2 -	35.788	1:09.501	40.855	2:26.144	66.31	10.123	08:35:32.737
3 -	36.166	1:08.840	38.498	2:23.504	67.53	7.483	08:37:56.241
4 -	35.062	1:06.550	38.396	2:20.008	69.21	3.987	08:40:16.249
5 -	34.676	1:06.029	38.104	2:18.809	69.81	2.788	08:42:35.058
6 -	35.317	1:05.359	37.575	2:18.251	70.09	2.230	08:44:53.309
7 -	33.737	1:04.905	37.379	2:16.021 (1)	71.24		08:47:09.330
8 -	33.845	1:04.084	38.143	2:16.072 (2)	71.22	0.051	08:49:25.402
9 -	34.007	1:04.917	37.327	2:16.251 (3)	71.12	0.230	08:51:41.653

P18 68 3		Martin MASON		Porsche Boxster 986 S - Bahnsport			
IDEAL LAP TIME : 2:19.313		BEST LAP TIME : 2:19.313		DIFFERENCE : 0.000			
LAP	SECTOR 1	SECTOR 2	SECTOR 3	LAP TIME	MPH	DIFF	TIME OF DAY
1 -	OUTLAP	1:12.372	42.379				08:33:29.515
2 -	35.859	1:21.662	44.894	2:42.415	59.66	23.102	08:36:11.930
3 -	35.281	1:08.688	40.500	2:24.469	67.08	5.156	08:38:36.399
4 -	36.783	1:07.758	39.736	2:24.277	67.17	4.964	08:41:00.676
5 -	34.964	1:06.938	38.774	2:20.676 (2)	68.89	1.363	08:43:21.352
6 -	36.069	1:07.453	38.800	2:22.322 (3)	68.09	3.009	08:45:43.674
7 -	34.402	1:06.535	38.376	2:19.313 (1)	69.56		08:48:02.987
8 -	37.198	1:08.915	40.902	2:27.015	65.92	7.702	08:50:30.002

P19 25 3		Craig HORVATH		Porsche Boxster 986 S - GT one Ltd			
IDEAL LAP TIME : 2:19.684		BEST LAP TIME : 2:19.886		DIFFERENCE : 0.202			
LAP	SECTOR 1	SECTOR 2	SECTOR 3	LAP TIME	MPH	DIFF	TIME OF DAY
1 -	OUTLAP	1:16.244	41.892				08:33:02.292
2 -	37.864	1:11.339	43.136	2:32.339	63.61	12.453	08:35:34.631
3 -	37.179	1:11.239	39.574	2:27.992	65.48	8.106	08:38:02.623
4 -	36.017	1:09.418	39.675	2:25.110	66.78	5.224	08:40:27.733
5 -	34.894	1:08.620	39.271	2:22.785	67.87	2.899	08:42:50.518
6 -	35.370	1:10.199	41.257	2:26.826	66.00	6.940	08:45:17.344
7 -	34.990	1:07.679	39.301	2:21.970 (2)	68.26	2.084	08:47:39.314
8 -	35.360	1:07.370	39.735	2:22.465 (3)	68.02	2.579	08:50:01.779
9 -	35.096	1:06.275	38.515	2:19.886 (1)	69.28		08:52:21.665

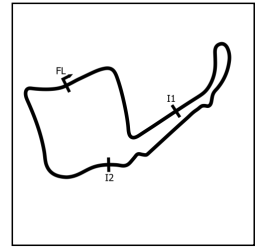
P20 64 3		David HUSSEY		Porsche Boxster 986 S - philip raby ltd			
IDEAL LAP TIME : 2:20.073		BEST LAP TIME : 2:20.865		DIFFERENCE : 0.792			
LAP	SECTOR 1	SECTOR 2	SECTOR 3	LAP TIME	MPH	DIFF	TIME OF DAY
1 -	OUTLAP	1:22.462	45.251				08:33:53.733
2 -	40.633	1:13.820	42.659	2:37.112 D	61.68	16.247	08:36:30.845
3 -	39.367	1:12.440	41.795	2:33.602	63.09	12.737	08:39:04.447
4 -	40.855	1:14.156	39.903	2:34.914 D	62.55	14.049	08:41:39.361
5 -	36.818	1:09.225	41.147	2:27.190	65.84	6.325	08:44:06.551
6 -	35.531	1:07.779	38.446	2:21.756 (3)	68.36	0.891	08:46:28.307
7 -	34.941	1:06.898	39.026	2:20.865 (1)	68.79		08:48:49.172
8 -	35.380	1:06.686	39.012	2:21.078 (2)	68.69	0.213	08:51:10.250

P21 46 3		Tom HALE		Porsche Boxster 986 S - Tom Hale/Porsche Centre Nottingham			
IDEAL LAP TIME : 2:19.787		BEST LAP TIME : 2:20.903		DIFFERENCE : 1.116			
LAP	SECTOR 1	SECTOR 2	SECTOR 3	LAP TIME	MPH	DIFF	TIME OF DAY
1 -	OUTLAP	1:15.052	41.941				08:33:34.828
2 -	36.220	1:09.372	40.467	2:26.059 (3)	66.35	5.156	08:36:00.887
3 -	35.888	1:08.669	38.197	2:22.754 (2)	67.88	1.851	08:38:23.641
4 -	34.265	1:07.824	38.814	2:20.903 (1)	68.77		08:40:44.544
5 -	34.671	1:07.325	IN PIT	2:29.401 P	64.86	8.498	08:43:13.945
6 -	OUTLAP	1:18.172	IN PIT	6:57.887 P	23.19	4:36.984	08:50:11.832

MSVR Supercar Pageant - Oulton Park - 29th June 2024

Woods Foodservice Porsche Club Motorsport Boxster Cup

QUALIFYING - RACES 1 & 5 - SECTOR ANALYSIS



SECTOR 1 = FL to I1, SECTOR 2 = I1 to I2, SECTOR 3 = I2 to FL, DIFF = Difference To Personal Best Lap, P = Crossed Finish Line in Pit Lane, D = Time Disallowed

P22 24 3		Sarah WOOD		Porsche Boxster 986 S - Autofarm			
IDEAL LAP TIME : 2:24.763		BEST LAP TIME : 2:24.894		DIFFERENCE : 0.131			
LAP	SECTOR 1	SECTOR 2	SECTOR 3	LAP TIME	MPH	DIFF	TIME OF DAY
1 -	OUTLAP	1:17.094	43.410				08:33:25.511
2 -	38.179	1:14.159	44.684	2:37.022	61.71	12.128	08:36:02.533
3 -	37.983	1:13.654	41.592	2:33.229	63.24	8.335	08:38:35.762
4 -	39.620	1:12.050	40.762	2:32.432	63.57	7.538	08:41:08.194
5 -	36.497	1:11.767	41.042	2:29.306	64.90	4.412	08:43:37.500
6 -	37.076	1:11.672	40.259	2:29.007 (3)	65.03	4.113	08:46:06.507
7 -	37.886	1:09.728	40.027	2:27.641 (2)	65.64	2.747	08:48:34.148
8 -	35.976	1:09.859	39.059	2:24.894 (1)	66.88		08:50:59.042

MSVR Supercar Pageant - Oulton Park - 29th June 2024

Woods Foodservice Porsche Club Motorsport Boxster Cup

QUALIFYING - RACES 1 & 5 - BEST SECTORS

SECTOR 1			SECTOR 2			SECTOR 3			IDEAL / BEST COMPARISON						
POS	NO	NAME	TIME	NO	NAME	TIME	NO	NAME	TIME	POS	NO	NAME	IDEAL	BEST	DIFF
												PERFECT LAP	2:04.454		
1	81	DARLING	30.455	6	THOMPSON	59.742	17	KING	34.257	1	6	THOMPSON	2:05.153	2:06.888	1.735
2	90	THOMSON	30.634	17	KING	1:00.106	81	DARLING	34.402	2	90	THOMSON	2:05.414	2:05.908	0.494
3	6	THOMPSON	30.740	11	CHARTERS	1:00.183	90	THOMSON	34.465	3	17	KING	2:05.646	2:06.051	0.405
4	11	CHARTERS	30.987	90	THOMSON	1:00.315	6	THOMPSON	34.671	4	81	DARLING	2:05.735	2:05.735	0.000
5	17	KING	31.283	81	DARLING	1:00.878	11	CHARTERS	34.803	5	11	CHARTERS	2:05.973	2:06.378	0.405
6	86	GREWCOCK	31.349	20	NOBLE-EVANS	1:00.957	53	GREGORY	34.942	6	20	NOBLE-EVANS	2:07.979	2:09.516	1.537
7	20	NOBLE-EVANS	31.757	55	ADAMS	1:01.359	66	SUDERA	35.241	7	53	GREGORY	2:08.178	2:08.479	0.301
8	27	DARCY	31.795	53	GREGORY	1:01.410	20	NOBLE-EVANS	35.265	8	86	GREWCOCK	2:08.760	2:08.760	0.000
9	53	GREGORY	31.826	27	DARCY	1:01.764	86	GREWCOCK	35.484	9	55	ADAMS	2:09.108	2:09.247	0.139
10	44	EVANS	31.828	86	GREWCOCK	1:01.927	27	DARCY	35.671	10	27	DARCY	2:09.230	2:09.902	0.672
11	55	ADAMS	32.055	72	CURLER / CURTLI	1:02.140	55	ADAMS	35.694	11	66	SUDERA	2:10.120	2:10.120	0.000
12	66	SUDERA	32.666	66	SUDERA	1:02.213	44	EVANS	35.694	12	44	EVANS	2:10.759	2:11.692	0.933
13	72	CURLER / CURTLI	32.751	96	DYE	1:03.159	72	CURLER / CURTLI	36.183	13	72	CURLER / CURTLI	2:11.074	2:11.074	0.000
14	60	LEVY	33.108	44	EVANS	1:03.237	60	LEVY	36.279	14	60	LEVY	2:13.259	2:13.259	0.000
15	38	BRIDGES	33.403	60	LEVY	1:03.872	96	DYE	36.710	15	96	DYE	2:13.382	2:13.533	0.151
16	96	DYE	33.513	22	WALLIS	1:04.084	38	BRIDGES	36.976	16	38	BRIDGES	2:15.139	2:15.449	0.310
17	22	WALLIS	33.737	38	BRIDGES	1:04.760	22	WALLIS	37.327	17	22	WALLIS	2:15.148	2:16.021	0.873
18	46	HALE	34.265	25	HORVATH	1:06.275	46	HALE	38.197	18	68	MASON	2:19.313	2:19.313	0.000
19	68	MASON	34.402	68	MASON	1:06.535	68	MASON	38.376	19	25	HORVATH	2:19.684	2:19.886	0.202
20	25	HORVATH	34.894	64	HUSSEY	1:06.686	64	HUSSEY	38.446	20	46	HALE	2:19.787	2:20.903	1.116
21	64	HUSSEY	34.941	46	HALE	1:07.325	25	HORVATH	38.515	21	64	HUSSEY	2:20.073	2:20.865	0.792
22	24	WOOD	35.976	24	WOOD	1:09.728	24	WOOD	39.059	22	24	WOOD	2:24.763	2:24.894	0.131

MSVR Supercar Pageant - Oulton Park - 29th June 2024

Woods Foodservice Porsche Club Motorsport Boxster Cup

QUALIFYING - RACES 1 & 5 - STATISTICS

Competitors Started 22
Planned Start 2024-06-29 @ 08:30:00.000
Actual Start 2024-06-29 @ 08:30:02.452
Finish Time 2024-06-29 @ 08:50:08.890
Track Length 2.6920mi.
Total Laps 191
Total Distance Covered 514.1774mi.

Session Fastest Lap History

NO	CL	NAME	LAP TIME	TIME OF DAY	LAP	VEHICLE
6	3	Mike THOMPSON	2:14.966	08:34:44.569	2	Porsche Boxster 986 S
53	3	Wayne GREGORY	2:14.055	08:34:51.863	2	Porsche Boxster 986 S
17	3	Darren KING	2:12.178	08:34:57.621	2	Porsche Boxster 986 S
6	3	Mike THOMPSON	2:10.950	08:36:55.520	3	Porsche Boxster 986 S
90	3	Sarah THOMSON	2:10.619	08:37:00.167	3	Porsche Boxster 986 S
6	3	Mike THOMPSON	2:09.981	08:39:05.500	4	Porsche Boxster 986 S
11	3	Ryan CHARTERS	2:08.536	08:39:07.872	4	Porsche Boxster 986 S
6	3	Mike THOMPSON	2:07.478	08:43:22.775	6	Porsche Boxster 986 S
11	3	Ryan CHARTERS	2:07.052	08:45:33.928	7	Porsche Boxster 986 S
81	3	Perry DARLING	2:05.735	08:46:09.774	7	Porsche Boxster 986 S

Flag History

TYPE	TIME OF DAY
GREEN	08:30:02.452
FINISH	08:50:08.890

Flag Statistics

TYPE	COUNT	TOTAL LAPS	TOTAL TIME
Green	1	10	22:27.797
Red	0	0	0.000
Safety Car	0	0	0.000
FCY	0	0	0.000

MSVR Supercar Pageant - Oulton Park - 29th June 2024

Woods Foodservice Porsche Club Motorsport Boxster Cup

QUALIFYING - RACES 1 & 5 - STATISTICS

CLASS : 3

22 Starters


Fastest Lap History

NO	NAME	LAP TIME	TIME OF DAY	LAP	VEHICLE
6	Mike THOMPSON	2:14.966	08:34:44.569	2	Porsche Boxster 986 S
53	Wayne GREGORY	2:14.055	08:34:51.863	2	Porsche Boxster 986 S
17	Darren KING	2:12.178	08:34:57.621	2	Porsche Boxster 986 S
6	Mike THOMPSON	2:10.950	08:36:55.520	3	Porsche Boxster 986 S
90	Sarah THOMPSON	2:10.619	08:37:00.167	3	Porsche Boxster 986 S
6	Mike THOMPSON	2:09.981	08:39:05.500	4	Porsche Boxster 986 S
11	Ryan CHARTERS	2:08.536	08:39:07.872	4	Porsche Boxster 986 S
6	Mike THOMPSON	2:07.478	08:43:22.775	6	Porsche Boxster 986 S
11	Ryan CHARTERS	2:07.052	08:45:33.928	7	Porsche Boxster 986 S
81	Perry DARLING	2:05.735	08:46:09.774	7	Porsche Boxster 986 S

MSVR Supercar Pageant - Oulton Park - 29th June 2024

Woods Foodservice Porsche Club Motorsport Boxster Cup

RACE 1 - GRID (25 minutes)

ROW 11	21	2:20.903	46 Tom HALE	22	2:24.894	24 Sarah WOOD
ROW 10		2:19.886	19 25 Craig HORVATH		2:20.865	20 64 David HUSSEY
ROW 9	17	2:16.021	22 Nick WALLIS	18	2:19.313	68 Martin MASON
ROW 8		2:13.533	15 96 Charlie DYE		2:15.449	16 38 Eric BRIDGES
ROW 7	13	2:11.692	44 Scott EVANS	14	2:13.259	60 Anthony LEVY
ROW 6		2:10.120	11 66 Vikram SUDERA		2:11.074	12 72 CURTLER / CURTLER
ROW 5	9	2:09.516	20 Faye NOBLE-EVANS	10	2:09.902	27 Barrington DARCY
ROW 4		2:08.760	7 86 Ben GREWCOCK		2:09.247	8 55 Scot ADAMS
ROW 3	5	2:06.888	6 Mike THOMPSON	6	2:08.479	53 Wayne GREGORY
ROW 2		2:06.051	3 17 Darren KING		2:06.378	4 11 Ryan CHARTERS
ROW 1	1	2:05.735	81 Perry DARLING	2	2:05.908	90 Sarah THOMSON
Pole						
						

These results are provisional until the conclusion of any judicial and technical matters.

Oulton Park International: 2.6920 miles

Clerk Of Course:

Andy Stevens

Stewards:

Timekeeper:


Eric Cowcill



MSVR Supercar Pageant - Oulton Park - 29th June 2024

Woods Foodservice Porsche Club Motorsport Boxster Cup

RACE 5 - GRID (25 minutes)

ROW 11	21	2:22.754	46 Tom HALE	22	2:27.641	24 Sarah WOOD
ROW 10		2:21.078	19 64 David HUSSEY		2:21.970	20 25 Craig HORVATH
ROW 9	17	2:16.162	96 Charlie DYE	18	2:20.676	68 Martin MASON
ROW 8		2:15.696	15 38 Eric BRIDGES		2:16.072	16 22 Nick WALLIS
ROW 7	13	2:13.185	72 CURTLER / CURTLER	14	2:14.558	60 Anthony LEVY
ROW 6		2:11.965	11 66 Vikram SUDERA		2:12.430	12 44 Scott EVANS
ROW 5	9	2:09.996	20 Faye NOBLE-EVANS	10	2:11.939	55 Scot ADAMS
ROW 4		2:09.755	7 86 Ben GREWCOCK		2:09.939	8 27 Barrington DARCY
ROW 3	5	2:08.981	81 Perry DARLING	6	2:09.214	53 Wayne GREGORY
ROW 2		2:06.832	3 90 Sarah THOMSON		2:06.911	4 6 Mike THOMPSON
ROW 1	1	2:06.303	17 Darren KING	2	2:06.788	11 Ryan CHARTERS
Pole						
						

These results are provisional until the conclusion of any judicial and technical matters.

Oulton Park International: 2.6920 miles

Clerk Of Course:

Andy Stevens

Stewards:

Timekeeper:

Eric Cowcill



MSVR Supercar Pageant - Oulton Park - 29th June 2024

Woods Foodservice Porsche Club Motorsport Boxster Cup

RACE 1 - CLASSIFICATION

Race Distance: 12 Laps / 32.30 miles

POS	NO	CL	PIC	NAME	ENTRY	LAPS	TIME	GAP	DIFF	MPH	BEST	ON	GRD	↑↓
1	6	3	1	Mike THOMPSON	Porsche Boxster 986 S - Porsche Bolton	12	26:26.777			73.29	1:58.414	6	5	4
2	11	3	2	Ryan CHARTERS	Porsche Boxster 986 S - Ashgood Porsche Specialists	12	26:28.149	1.372	1.372	73.22	1:58.520	6	4	2
3	17	3	3	Darren KING	Porsche Boxster 986 S - Darren King/Unique Racing/Unique	12	26:45.214	18.437	17.065	72.44	1:59.095	6	3	0
4	86	3	4	Ben GREWCOCK	Porsche Boxster 986 S - Porsche Bournemouth	12	26:48.916	22.139	3.702	72.28	1:59.653	7	7	3
5	53	3	5	Wayne GREGORY	Porsche Boxster 986 S - Woods Foodservice	12	26:49.137	22.360	0.221	72.27	1:59.587	6	6	1
6	90	3	6	Sarah THOMSON	Porsche Boxster 986 S - Sarah Thomson	12	27:00.775	33.998	11.638	71.75	2:00.864	9	2	-4
7	20	3	7	Faye NOBLE-EVANS	Porsche Boxster 986 S - Parr Motorsport/ United Hygiene So	12	27:15.110	48.333	14.335	71.12	2:01.287	9	9	2
8	27	3	8	Barrington DARCY	Porsche Boxster 986 S - Stand 2 Motorsport	12	27:19.278	52.501	4.168	70.94	2:02.161	4	10	2
9	72	3	9	Mike CURTLER M	Porsche Boxster 986 S - Ashgood Porsche Specialists	12	27:27.644	1:00.867	8.366	70.58	2:03.564	12	12	3
10	96	3	10	Charlie DYE	Porsche Boxster 986 S - Montrose Racing	12	28:13.069	1:46.292	45.425	68.68	2:05.769	5	15	5
11	38	3	11	Eric BRIDGES	Porsche Boxster 986 S - Eric Bridges	12	28:14.501	1:47.724	1.432	68.63	2:07.053	5	16	5
12	66	3	12	Vikram SUDERA	Porsche Boxster 986 S - Unique Porsche	11	26:41.042	1 Lap	1 Lap	66.58	2:02.433	5	11	-1
13	68	3	13	Martin MASON	Porsche Boxster 986 S - Bahnsport	11	26:43.203	1 Lap	2.161	66.49	2:11.713	6	18	5
14	25	3	14	Craig HORVATH	Porsche Boxster 986 S - GT one Ltd	11	26:43.671	1 Lap	0.468	66.47	2:12.456	5	19	5
15	46	3	15	Tom HALE	Porsche Boxster 986 S - Tom Hale/Porsche Centre Nottingh	11	27:03.500	1 Lap	19.829	65.66	2:14.775	8	21	6
16	24	3	16	Sarah WOOD	Porsche Boxster 986 S - Autofarm	11	27:03.992	1 Lap	0.492	65.64	2:14.475	7	22	6
17	64	3	17	David HUSSEY	Porsche Boxster 986 S - philip raby ltd	11	27:05.018	1 Lap	1.026	65.60	2:14.683	7	20	3

NOT CLASSIFIED

DNF	44	3		Scott EVANS	Porsche Boxster 986 S - Sandown Motorsport	11	25:58.044	1 Lap		68.42	2:00.190	5	13	
DNF	60	3		Anthony LEVY	Porsche Boxster 986 S - Supatune Motorsport	11	26:09.229	1 Lap	11.185	67.93	2:04.981	5	14	
DNF	81	3		Perry DARLING	Porsche Boxster 986 S - Supatune	10	23:19.370	2 Laps	1 Lap	69.25	1:58.234	5	1	
DNF	22	3		Nick WALLIS	Porsche Boxster 986 S - Rindt Vehicle Design	10	24:09.186	2 Laps	49.816	66.87	2:08.528	8	17	
DNF	55	3		Scot ADAMS	Porsche Boxster 986 S - Porsche Centre Newport Lakeside I	0								8

FASTEST LAP

81	3			Perry DARLING	Porsche Boxster 986 S - Supatune	5	1:58.234			81.96 mph				131.91 kph
----	---	--	--	---------------	----------------------------------	---	----------	--	--	-----------	--	--	--	------------

Weather / Track : Cloudy / Damp

These results are provisional until the conclusion of any judicial and technical matters.

Date: 29/06/2024 Start: 11:25 Finish: 11:52

Oulton Park International: 2.6920 miles

Clerk Of Course:

Andy Stevens

Stewards:

Timekeeper:

Eric Cowell



MSVR Supercar Pageant - Oulton Park - 29th June 2024

Woods Foodservice Porsche Club Motorsport Boxster Cup

RACE 1 - LAP CHART

LAP 1 @ 11:28:19.170			LAP 2 @ 11:31:50.623			LAP 3 @ 11:34:18.818			LAP 4 @ 11:36:18.089			LAP 5 @ 11:38:16.323		
NO	BEHIND	LAP TIME	NO	BEHIND	LAP TIME	NO	BEHIND	LAP TIME	NO	BEHIND	LAP TIME	NO	BEHIND	LAP TIME
81		2:35.053	81		3:31.453	81		2:28.195	81		1:59.271	81		1:58.234
11	1.007	2:36.060	11	1.394	3:31.840	11	1.179	2:27.980	11	0.699	1:58.791	11	1.123	1:58.658
6	1.735	2:36.788	6	1.994	3:31.712	6	1.729	2:27.930	6	1.128	1:58.670	6	1.574	1:58.680
17	2.671	2:37.724	17	2.619	3:31.401	17	2.907	2:28.483	17	3.019	1:59.383	17	3.894	1:59.109
90	3.704	2:38.757	90	3.261	3:31.010	90	4.341	2:29.275	86	5.688	2:00.307	86	7.584	2:00.130
86	4.367	2:39.420	86	3.786	3:30.872	86	4.652	2:29.061	53	6.111	2:00.096	53	8.221	2:00.344
53	5.997	2:41.050	53	5.051	3:30.507	53	5.286	2:28.430	44	9.179	2:02.380	44	11.135	2:00.190
44	6.688	2:41.741	44	6.601	3:31.366	44	6.070	2:27.664	90	9.349	2:04.279	90	14.752	2:03.637
27	7.921	2:42.974	27	7.038	3:30.570	27	7.716	2:28.873	27	10.606	2:02.161	20	15.284	2:02.124
66	8.756	2:43.809	66	8.000	3:30.697	66	7.935	2:28.130	20	11.394	2:02.417	27	15.963	2:03.591
20	9.343	2:44.396	20	9.260	3:31.370	20	8.248	2:27.183	66	12.791	2:04.127	66	16.990	2:02.433
38	10.422	2:45.475	38	9.888	3:30.919	38	10.248	2:28.555	72	16.815	2:04.926	72	22.634	2:04.053
72	11.099	2:46.152	72	11.137	3:31.491	72	11.160	2:28.218	60	21.738	2:06.722	60	28.485	2:04.981
22	12.542	2:47.595	22	12.941	3:31.852	22	13.839	2:29.093	38	22.826	2:11.849	38	31.645	2:07.053
60	13.248	2:48.301	60	14.179	3:32.384	60	14.287	2:28.303	22	24.112	2:09.544	22	35.294	2:09.416
68	15.712	2:50.765	68	16.018	3:31.759	68	17.463	2:29.640	96	32.183	2:11.285	96	39.718	2:05.769
25	17.092	2:52.145	25	16.950	3:31.311	25	18.675	2:29.920	68	32.636	2:14.444	68	46.635	2:12.233
24	17.922	2:52.975	24	17.671	3:31.202	24	19.295	2:29.819	25	33.742	2:14.338	25	47.964	2:12.456
46	18.736	2:53.789	46	19.338	3:32.055	46	20.072	2:28.929	46	38.303	2:17.502	46	55.729	2:15.660
64	19.414	2:54.467	64	19.989	3:32.028	96	20.169	2:25.697	24	39.289	2:19.265	24	56.046	2:14.991
96	21.238	2:56.291	96	22.667	3:32.882	64	21.331	2:29.537	64	40.496	2:18.436	64	57.395	2:15.133

MSVR Supercar Pageant - Oulton Park - 29th June 2024

Woods Foodservice Porsche Club Motorsport Boxster Cup

RACE 1 - LAP CHART

LAP 6 @ 11:40:14.651			LAP 7 @ 11:42:14.797			LAP 8 @ 11:44:14.101			LAP 9 @ 11:46:12.994			LAP 10 @ 11:48:12.823		
NO	BEHIND	LAP TIME	NO	BEHIND	LAP TIME	NO	BEHIND	LAP TIME	NO	BEHIND	LAP TIME	NO	BEHIND	LAP TIME
81		1:58.328	11		1:58.831	11		1:59.304	11		1:58.893	11		1:59.829
11	1.315	1:58.520	81	0.365	2:00.511	81	0.478	1:59.417	81	0.317	1:58.732	6	0.579	1:59.440
6	1.660	1:58.414	6	0.812	1:59.298	6	1.055	1:59.547	6	0.968	1:58.806	46	1 Lap	2:17.362
17	4.661	1:59.095	17	5.175	2:00.660	17	6.231	2:00.360	17	6.623	1:59.285	24	1 Lap	2:17.355
86	9.040	1:59.784	86	8.547	1:59.653	86	11.078	2:01.835	86	13.982	2:01.797	64	1 Lap	2:17.135
53	9.480	1:59.587	53	9.234	1:59.900	53	11.331	2:01.401	53	14.295	2:01.857	66	1 Lap	2:07.694
44	13.554	2:00.747	44	16.152	2:02.744	44	20.474	2:03.626	44	24.886	2:03.305	17	8.241	2:01.447
90	19.111	2:02.687	90	21.402	2:02.437	90	24.728	2:02.630	90	26.699	2:00.864	86	15.941	2:01.788
20	21.500	2:04.544	20	27.587	2:06.233	20	30.125	2:01.842	20	32.519	2:01.287	53	16.127	2:01.661
27	25.771	2:08.136	27	29.779	2:04.154	27	33.748	2:03.273	27	37.531	2:02.676	90	28.337	2:01.467
72	30.860	2:06.554	72	35.867	2:05.153	72	41.423	2:04.860	72	46.560	2:04.030	44	36.113	2:11.056
66	32.365	2:13.703	66	40.895	2:08.676 P	60	52.779	2:08.103	60	1:05.700	2:11.814	20	37.510	2:04.820
60	35.960	2:05.803	60	43.980	2:08.166	38	1:05.988	2:09.581	38	1:16.173	2:09.078	27	43.010	2:05.308
38	43.799	2:10.482	38	55.711	2:12.058	22	1:06.666	2:08.528	96	1:16.359	2:08.232	81	50.664	2:50.176 P
22	47.587	2:10.621	22	57.442	2:10.001	96	1:07.020	2:08.614	22	1:17.274	2:09.501	72	51.466	2:04.735
96	48.996	2:07.606	96	57.710	2:08.860	68	1:26.021	2:12.651	68	1:39.947	2:12.819	60	1:15.546	2:09.675
68	1:00.020	2:11.713	68	1:12.674	2:12.800	25	1:31.688	2:14.569	25	1:46.434	2:13.639	96	1:24.296	2:07.766
25	1:03.014	2:13.378	25	1:16.423	2:13.555	46	1:43.292	2:14.775				38	1:28.496	2:12.152
46	1:13.046	2:15.645	46	1:27.821	2:14.921	24	1:43.961	2:14.919				22	1:40.480	2:23.035 P
24	1:14.017	2:16.299	24	1:28.346	2:14.475	64	1:44.602	2:14.744				68	1:57.067	2:16.949
64	1:14.625	2:15.558	64	1:29.162	2:14.683	66	1:54.306	3:12.715						

MSVR Supercar Pageant - Oulton Park - 29th June 2024

Woods Foodservice Porsche Club Motorsport Boxster Cup

RACE 1 - LAP CHART

LAP 11 @ 11:50:11.795			LAP 12 @ 11:52:10.894		
NO	BEHIND	LAP TIME	NO	BEHIND	LAP TIME
11		1:58.972	6		1:58.584
6	0.515	1:58.908	11	1.372	2:00.471
25	1 Lap	2:14.117	66	1 Lap	2:05.285
66	1 Lap	2:03.773	68	1 Lap	2:17.430
17	12.896	2:03.627	25	1 Lap	2:14.243
46	1 Lap	2:15.927	17	18.437	2:04.640
86	20.236	2:03.267	86	22.139	2:01.002
53	20.764	2:03.609	53	22.360	2:00.695
24	1 Lap	2:17.904	90	33.998	2:02.367
64	1 Lap	2:17.570	46	1 Lap	2:16.935
90	30.730	2:01.365	24	1 Lap	2:14.788
20	44.442	2:05.904	64	1 Lap	2:15.727
27	48.378	2:04.340	20	48.333	2:02.990
72	56.402	2:03.908	27	52.501	2:03.222
44	1:30.366	2:53.225 P	72	1:00.867	2:03.564
96	1:37.343	2:12.019	96	1:46.292	2:08.048
38	1:39.446	2:09.922	38	1:47.724	2:07.377
60	1:41.551	2:24.977 P			

MSVR Supercar Pageant - Oulton Park - 29th June 2024

Woods Foodservice Porsche Club Motorsport Boxster Cup

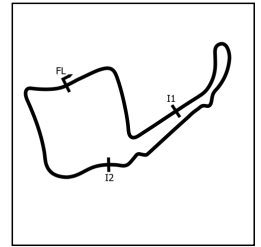
RACE 1 - POSITION CHART

No	Name	Lap Pos	Lap												
			1	2	3	4	5	6	7	8	9	10	11	12	
81	DARLING	1	81	81	81	81	81	81	11	11	11	11	11	11	6
90	THOMSON	2	11	11	11	11	11	11	81	81	81	6	6	11	
17	KING	3	6	6	6	6	6	6	6	6	6	17	17	17	
11	CHARTERS	4	17	17	17	17	17	17	17	17	17	86	86	86	
6	THOMPSON	5	90	90	90	86	86	86	86	86	86	53	53	53	
53	GREGORY	6	86	86	86	53	53	53	53	53	53	90	90	90	
86	GREWCOCK	7	53	53	53	44	44	44	44	44	44	44	20	20	
55	ADAMS	8	44	44	44	90	90	90	90	90	90	20	27	27	
20	NOBLE-EVANS	9	27	27	27	27	20	20	20	20	20	27	72	72	
27	DARCY	10	66	66	66	20	27	27	27	27	27	81	44	96	
66	SUDERA	11	20	20	20	66	66	72	72	72	72	72	96	38	
72	CURLER M	12	38	38	38	72	72	66	66	60	60	60	38		
44	EVANS	13	72	72	72	60	60	60	60	38	38	96	60		
60	LEVY	14	22	22	22	38	38	38	38	22	96	38	66		
96	DYE	15	60	60	60	22	22	22	22	96	22	22	68		
38	BRIDGES	16	68	68	68	96	96	96	96	68	68	68	25		
22	WALLIS	17	25	25	25	68	68	68	68	25	25	25	46		
68	MASON	18	24	24	24	25	25	25	25	46	46	66	24		
25	HORVATH	19	46	46	46	46	46	46	46	24	24	46	64		
64	HUSSEY	20	64	64	96	24	24	24	24	64	64	24			
46	HALE	21	96	96	64	64	64	64	64	66	66	64			
24	WOOD	22													

MSVR Supercar Pageant - Oulton Park - 29th June 2024

Woods Foodservice Porsche Club Motorsport Boxster Cup

RACE 1 - SECTOR ANALYSIS



SECTOR 1 = FL to I1, SECTOR 2 = I1 to I2, SECTOR 3 = I2 to FL, DIFF = Difference To Personal Best Lap, P = Crossed Finish Line in Pit Lane, D = Time Disallowed

P1		6 3		Mike THOMPSON		Porsche Boxster 986 S - Porsche Bolton	
IDEAL LAP TIME : 1:57.643		BEST LAP TIME : 1:58.414		DIFFERENCE : 0.771			
LAP	SECTOR 1	SECTOR 2	SECTOR 3	LAP TIME	MPH	DIFF	TIME OF DAY
1 -		58.174	1:02.090	2:36.788	61.81	38.374	11:28:20.905
2 -	1:02.350	1:33.235	56.127	3:31.712	45.77	1:33.298	11:31:52.617
3 -	38.483	1:13.210	36.237	2:27.930	65.51	29.516	11:34:20.547
4 -	29.019	57.106	32.545	1:58.670 (3)	81.66	0.256	11:36:19.217
5 -	29.071	56.782	32.827	1:58.680	81.65	0.266	11:38:17.897
6 -	28.817	57.183	32.414	1:58.414 (1)	81.84		11:40:16.311
7 -	29.043	57.704	32.551	1:59.298	81.23	0.884	11:42:15.609
8 -	29.098	57.725	32.724	1:59.547	81.06	1.133	11:44:15.156
9 -	28.864	57.189	32.753	1:58.806	81.57	0.392	11:46:13.962
10 -	29.029	56.412	33.999	1:59.440	81.13	1.026	11:48:13.402
11 -	28.822	57.115	32.971	1:58.908	81.50	0.494	11:50:12.310
12 -	28.973	56.942	32.669	1:58.584 (2)	81.72	0.170	11:52:10.894

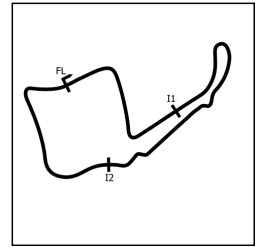
P2		11 3		Ryan CHARTERS		Porsche Boxster 986 S - Ashgood Porsche Specialists	
IDEAL LAP TIME : 1:57.818		BEST LAP TIME : 1:58.520		DIFFERENCE : 0.702			
LAP	SECTOR 1	SECTOR 2	SECTOR 3	LAP TIME	MPH	DIFF	TIME OF DAY
1 -		58.626	1:01.548	2:36.060	62.09	37.540	11:28:20.177
2 -	1:02.494	1:33.165	56.181	3:31.840	45.74	1:33.320	11:31:52.017
3 -	38.606	1:13.152	36.222	2:27.980	65.49	29.460	11:34:19.997
4 -	29.272	56.929	32.590	1:58.791 (3)	81.58	0.271	11:36:18.788
5 -	29.010	56.917	32.731	1:58.658 (2)	81.67	0.138	11:38:17.446
6 -	29.004	57.162	32.354	1:58.520 (1)	81.76		11:40:15.966
7 -	28.797	57.401	32.633	1:58.831	81.55	0.311	11:42:14.797
8 -	29.064	57.798	32.442	1:59.304	81.23	0.784	11:44:14.101
9 -	29.131	57.206	32.556	1:58.893	81.51	0.373	11:46:12.994
10 -	29.579	56.667	33.583	1:59.829	80.87	1.309	11:48:12.823
11 -	28.918	57.238	32.816	1:58.972	81.45	0.452	11:50:11.795
12 -	29.377	57.922	33.172	2:00.471	80.44	1.951	11:52:12.266

P3		17 3		Darren KING		Porsche Boxster 986 S - Darren King/Unique Racing/Unique Por	
IDEAL LAP TIME : 1:58.702		BEST LAP TIME : 1:59.095		DIFFERENCE : 0.393			
LAP	SECTOR 1	SECTOR 2	SECTOR 3	LAP TIME	MPH	DIFF	TIME OF DAY
1 -		58.256	1:01.988	2:37.724	61.44	38.629	11:28:21.841
2 -	1:02.139	1:33.630	55.632	3:31.401	45.84	1:32.306	11:31:53.242
3 -	38.210	1:13.577	36.696	2:28.483	65.26	29.388	11:34:21.725
4 -	29.462	57.215	32.706	1:59.383	81.17	0.288	11:36:21.108
5 -	29.161	57.264	32.684	1:59.109 (2)	81.36	0.014	11:38:20.217
6 -	29.342	56.909	32.844	1:59.095 (1)	81.37		11:40:19.312
7 -	29.371	58.131	33.158	2:00.660	80.31	1.565	11:42:19.972
8 -	29.387	57.987	32.986	2:00.360	80.51	1.265	11:44:20.332
9 -	29.109	57.491	32.685	1:59.285 (3)	81.24	0.190	11:46:19.617
10 -	29.486	58.200	33.761	2:01.447	79.79	2.352	11:48:21.064
11 -	29.994	1:00.199	33.434	2:03.627	78.39	4.532	11:50:24.691
12 -	30.996	59.333	34.311	2:04.640	77.75	5.545	11:52:29.331

MSVR Supercar Pageant - Oulton Park - 29th June 2024

Woods Foodservice Porsche Club Motorsport Boxster Cup

RACE 1 - SECTOR ANALYSIS



SECTOR 1 = FL to I1, SECTOR 2 = I1 to I2, SECTOR 3 = I2 to FL, DIFF = Difference To Personal Best Lap, P = Crossed Finish Line in Pit Lane, D = Time Disallowed

P4 86 3 Ben GREWCOCK		Porsche Boxster 986 S - Porsche Bournemouth					
IDEAL LAP TIME : 1:59.067		BEST LAP TIME : 1:59.653		DIFFERENCE : 0.586			
LAP	SECTOR 1	SECTOR 2	SECTOR 3	LAP TIME	MPH	DIFF	TIME OF DAY
1 -		1:00.641	1:00.345	2:39.420	60.79	39.767	11:28:23.537
2 -	1:02.332	1:34.032	54.508	3:30.872	45.95	1:31.219	11:31:54.409
3 -	38.651	1:12.767	37.643	2:29.061	65.01	29.408	11:34:23.470
4 -	29.791	57.613	32.903	2:00.307	80.55	0.654	11:36:23.777
5 -	29.405	57.965	32.760	2:00.130 (3)	80.67	0.477	11:38:23.907
6 -	28.819	58.062	32.903	1:59.784 (2)	80.90	0.131	11:40:23.691
7 -	29.093	57.925	32.635	1:59.653 (1)	80.99		11:42:23.344
8 -	29.567	58.702	33.566	2:01.835	79.54	2.182	11:44:25.179
9 -	29.804	58.820	33.173	2:01.797	79.56	2.144	11:46:26.976
10 -	29.601	58.952	33.235	2:01.788	79.57	2.135	11:48:28.764
11 -	29.707	58.684	34.876	2:03.267	78.62	3.614	11:50:32.031
12 -	30.021	57.685	33.296	2:01.002	80.09	1.349	11:52:33.033

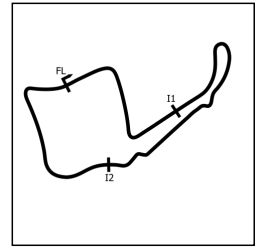
P5 53 3 Wayne GREGORY		Porsche Boxster 986 S - Woods Foodservice					
IDEAL LAP TIME : 1:59.410		BEST LAP TIME : 1:59.587		DIFFERENCE : 0.177			
LAP	SECTOR 1	SECTOR 2	SECTOR 3	LAP TIME	MPH	DIFF	TIME OF DAY
1 -		1:00.824	1:01.376	2:41.050	60.17	41.463	11:28:25.167
2 -	1:02.179	1:33.363	54.965	3:30.507	46.03	1:30.920	11:31:55.674
3 -	38.047	1:13.021	37.362	2:28.430	65.29	28.843	11:34:24.104
4 -	29.558	57.608	32.930	2:00.096 (3)	80.69	0.509	11:36:24.200
5 -	29.262	58.009	33.073	2:00.344	80.53	0.757	11:38:24.544
6 -	29.408	57.482	32.697	1:59.587 (1)	81.03		11:40:24.131
7 -	29.412	57.822	32.666	1:59.900 (2)	80.82	0.313	11:42:24.031
8 -	29.464	58.379	33.558	2:01.401	79.82	1.814	11:44:25.432
9 -	29.962	58.780	33.115	2:01.857	79.53	2.270	11:46:27.289
10 -	29.785	58.632	33.244	2:01.661	79.65	2.074	11:48:28.950
11 -	29.877	58.481	35.251	2:03.609	78.40	4.022	11:50:32.559
12 -	29.961	57.526	33.208	2:00.695	80.29	1.108	11:52:33.254

P6 90 3 Sarah THOMSON		Porsche Boxster 986 S - Sarah Thomson					
IDEAL LAP TIME : 2:00.492		BEST LAP TIME : 2:00.864		DIFFERENCE : 0.372			
LAP	SECTOR 1	SECTOR 2	SECTOR 3	LAP TIME	MPH	DIFF	TIME OF DAY
1 -		1:00.554	1:00.170	2:38.757	61.04	37.893	11:28:22.874
2 -	1:02.077	1:33.624	55.309	3:31.010	45.92	1:30.146	11:31:53.884
3 -	38.506	1:13.017	37.752	2:29.275	64.92	28.411	11:34:23.159
4 -	30.767	59.803	33.709	2:04.279	77.98	3.415	11:36:27.438
5 -	30.523	59.555	33.559	2:03.637	78.38	2.773	11:38:31.075
6 -	30.097	58.963	33.627	2:02.687	78.99	1.823	11:40:33.762
7 -	30.244	58.817	33.376	2:02.437	79.15	1.573	11:42:36.199
8 -	30.533	58.760	33.337	2:02.630	79.02	1.766	11:44:38.829
9 -	29.881	58.014	32.969	2:00.864 (1)	80.18		11:46:39.693
10 -	29.683	58.139	33.645	2:01.467 (3)	79.78	0.603	11:48:41.160
11 -	29.788	57.840	33.737	2:01.365 (2)	79.85	0.501	11:50:42.525
12 -	29.755	58.532	34.080	2:02.367	79.19	1.503	11:52:44.892

MSVR Supercar Pageant - Oulton Park - 29th June 2024

Woods Foodservice Porsche Club Motorsport Boxster Cup

RACE 1 - SECTOR ANALYSIS



SECTOR 1 = FL to I1, SECTOR 2 = I1 to I2, SECTOR 3 = I2 to FL, DIFF = Difference To Personal Best Lap, P = Crossed Finish Line in Pit Lane, D = Time Disallowed

P7 20 3		Faye NOBLE-EVANS		Porsche Boxster 986 S - Parr Motorsport/ United Hygiene Solutiic			
IDEAL LAP TIME : 2:01.109		BEST LAP TIME : 2:01.287		DIFFERENCE : 0.178			
LAP	SECTOR 1	SECTOR 2	SECTOR 3	LAP TIME	MPH	DIFF	TIME OF DAY
1 -		1:00.889	1:02.149	2:44.396	58.95	43.109	11:28:28.513
2 -	1:02.265	1:32.696	56.409	3:31.370	45.84	1:30.083	11:31:59.883
3 -	37.248	1:12.309	37.626	2:27.183	65.84	25.896	11:34:27.066
4 -	30.531	58.676	33.210	2:02.417	79.16	1.130	11:36:29.483
5 -	29.991	58.789	33.344	2:02.124 (3)	79.35	0.837	11:38:31.607
6 -	29.947	1:00.608	33.989	2:04.544	77.81	3.257	11:40:36.151
7 -	30.035	1:02.116	34.082	2:06.233	76.77	4.946	11:42:42.384
8 -	30.073	58.486	33.283	2:01.842 (2)	79.53	0.555	11:44:44.226
9 -	29.653	58.246	33.388	2:01.287 (1)	79.90		11:46:45.513
10 -	29.743	59.729	35.348	2:04.820	77.64	3.533	11:48:50.333
11 -	30.788	59.622	35.494	2:05.904	76.97	4.617	11:50:56.237
12 -	30.302	58.493	34.195	2:02.990	78.79	1.703	11:52:59.227

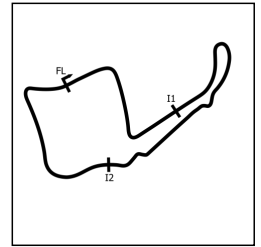
P8 27 3		Barrington DARCY		Porsche Boxster 986 S - Stand 2 Motorsport			
IDEAL LAP TIME : 2:01.894		BEST LAP TIME : 2:02.161		DIFFERENCE : 0.267			
LAP	SECTOR 1	SECTOR 2	SECTOR 3	LAP TIME	MPH	DIFF	TIME OF DAY
1 -		1:01.291	1:01.691	2:42.974	59.46	40.813	11:28:27.091
2 -	1:02.049	1:33.187	55.334	3:30.570	46.02	1:28.409	11:31:57.661
3 -	38.547	1:12.155	38.171	2:28.873	65.09	26.712	11:34:26.534
4 -	30.014	58.559	33.588	2:02.161 (1)	79.33		11:36:28.695
5 -	30.023	1:00.053	33.515	2:03.591	78.41	1.430	11:38:32.286
6 -	29.887	1:04.080	34.169	2:08.136	75.63	5.975	11:40:40.422
7 -	29.820	1:00.600	33.734	2:04.154	78.05	1.993	11:42:44.576
8 -	29.977	59.769	33.527	2:03.273	78.61	1.112	11:44:47.849
9 -	29.962	59.005	33.709	2:02.676 (2)	78.99	0.515	11:46:50.525
10 -	29.886	1:00.256	35.166	2:05.308	77.33	3.147	11:48:55.833
11 -	30.392	59.704	34.244	2:04.340	77.94	2.179	11:51:00.173
12 -	30.210	58.855	34.157	2:03.222 (3)	78.64	1.061	11:53:03.395

P9 72 3		Mike CURTLER M		Porsche Boxster 986 S - Ashgood Porsche Specialists			
IDEAL LAP TIME : 2:03.417		BEST LAP TIME : 2:03.564		DIFFERENCE : 0.147			
LAP	SECTOR 1	SECTOR 2	SECTOR 3	LAP TIME	MPH	DIFF	TIME OF DAY
1 -		1:00.866	1:02.820	2:46.152	58.32	42.588	11:28:30.269
2 -	1:02.206	1:32.498	56.787	3:31.491	45.82	1:27.927	11:32:01.760
3 -	37.443	1:11.340	39.435	2:28.218	65.38	24.654	11:34:29.978
4 -	31.180	59.679	34.067	2:04.926	77.57	1.362	11:36:34.904
5 -	30.437	59.312	34.304	2:04.053	78.12	0.489	11:38:38.957
6 -	30.540	1:01.247	34.767	2:06.554	76.57	2.990	11:40:45.511
7 -	30.665	1:00.219	34.269	2:05.153	77.43	1.589	11:42:50.664
8 -	30.603	1:00.323	33.934	2:04.860	77.61	1.296	11:44:55.524
9 -	30.682	59.519	33.829	2:04.030 (3)	78.13	0.466	11:46:59.554
10 -	30.641	1:00.115	33.979	2:04.735	77.69	1.171	11:49:04.289
11 -	30.472	59.155	34.281	2:03.908 (2)	78.21	0.344	11:51:08.197
12 -	30.433	59.234	33.897	2:03.564 (1)	78.43		11:53:11.761

MSVR Supercar Pageant - Oulton Park - 29th June 2024

Woods Foodservice Porsche Club Motorsport Boxster Cup

RACE 1 - SECTOR ANALYSIS



SECTOR 1 = FL to I1, SECTOR 2 = I1 to I2, SECTOR 3 = I2 to FL, DIFF = Difference To Personal Best Lap, P = Crossed Finish Line in Pit Lane, D = Time Disallowed

P10 96 3		Charlie DYE		Porsche Boxster 986 S - Montrose Racing			
IDEAL LAP TIME : 2:05.769		BEST LAP TIME : 2:05.769		DIFFERENCE : 0.000			
LAP	SECTOR 1	SECTOR 2	SECTOR 3	LAP TIME	MPH	DIFF	TIME OF DAY
1 -		1:13.600	54.397	2:56.291	54.97	50.522	11:28:40.408
2 -	1:01.549	1:33.049	58.284	3:32.882	45.52	1:27.113	11:32:13.290
3 -	39.117	1:09.845	36.735	2:25.697	66.51	19.928	11:34:38.987
4 -	32.456	1:02.061	36.768	2:11.285	73.81	5.516	11:36:50.272
5 -	31.233	1:00.368	34.168	2:05.769 (1)	77.05		11:38:56.041
6 -	31.265	1:01.614	34.727	2:07.606 (2)	75.94	1.837	11:41:03.647
7 -	31.717	1:01.944	35.199	2:08.860	75.20	3.091	11:43:12.507
8 -	32.079	1:01.042	35.493	2:08.614	75.35	2.845	11:45:21.121
9 -	31.624	1:02.029	34.579	2:08.232	75.57	2.463	11:47:29.353
10 -	31.422	1:00.886	35.458	2:07.766 (3)	75.85	1.997	11:49:37.119
11 -	32.880	1:02.031	37.108	2:12.019	73.40	6.250	11:51:49.138
12 -	32.945	1:00.795	34.308	2:08.048	75.68	2.279	11:53:57.186

P11 38 3		Eric BRIDGES		Porsche Boxster 986 S - Eric Bridges			
IDEAL LAP TIME : 2:06.947		BEST LAP TIME : 2:07.053		DIFFERENCE : 0.106			
LAP	SECTOR 1	SECTOR 2	SECTOR 3	LAP TIME	MPH	DIFF	TIME OF DAY
1 -		1:03.063	1:00.200	2:45.475	58.56	38.422	11:28:29.592
2 -	1:02.192	1:32.509	56.218	3:30.919	45.94	1:23.866	11:32:00.511
3 -	37.759	1:11.728	39.068	2:28.555	65.23	21.502	11:34:29.066
4 -	32.189	1:02.360	37.300	2:11.849	73.50	4.796	11:36:40.915
5 -	31.625	1:00.720	34.708	2:07.053 (1)	76.27		11:38:47.968
6 -	31.519	1:03.088	35.875	2:10.482	74.27	3.429	11:40:58.450
7 -	32.072	1:04.026	35.960	2:12.058	73.38	5.005	11:43:10.508
8 -	32.045	1:02.009	35.527	2:09.581	74.78	2.528	11:45:20.089
9 -	31.734	1:02.243	35.101	2:09.078 (3)	75.08	2.025	11:47:29.167
10 -	32.530	1:02.737	36.885	2:12.152	73.33	5.099	11:49:41.319
11 -	32.823	1:01.171	35.928	2:09.922	74.59	2.869	11:51:51.241
12 -	31.800	1:00.828	34.749	2:07.377 (2)	76.08	0.324	11:53:58.618

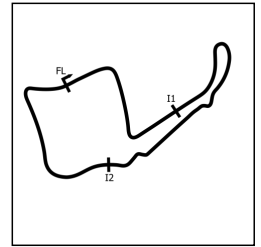
P12 66 3		Vikram SUDERA		Porsche Boxster 986 S - Unique Porsche			
IDEAL LAP TIME : 2:02.416		BEST LAP TIME : 2:02.433		DIFFERENCE : 0.017			
LAP	SECTOR 1	SECTOR 2	SECTOR 3	LAP TIME	MPH	DIFF	TIME OF DAY
1 -		1:01.741	1:01.470	2:43.809	59.16	41.376	11:28:27.926
2 -	1:01.637	1:33.202	55.858	3:30.697	45.99	1:28.264	11:31:58.623
3 -	37.956	1:12.207	37.967	2:28.130	65.42	25.697	11:34:26.753
4 -	31.388	58.904	33.835	2:04.127 (3)	78.07	1.694	11:36:30.880
5 -	30.170	58.794	33.469	2:02.433 (1)	79.15		11:38:33.313
6 -	30.169	1:09.388	34.146	2:13.703	72.48	11.270	11:40:47.016
7 -	30.453	1:00.280	IN PIT	2:08.676 P	75.31	6.243	11:42:55.692
8 -	OUTLAP	1:00.486	34.179	3:12.715	50.28	1:10.282	11:46:08.407
9 -	30.918	1:02.414	34.362	2:07.694	75.89	5.261	11:48:16.101
10 -	31.447	58.873	33.453	2:03.773 (2)	78.29	1.340	11:50:19.874
11 -	30.588	59.659	35.038	2:05.285	77.35	2.852	11:52:25.159

P13 68 3		Martin MASON		Porsche Boxster 986 S - Bahnsport			
IDEAL LAP TIME : 2:11.622		BEST LAP TIME : 2:11.713		DIFFERENCE : 0.091			
LAP	SECTOR 1	SECTOR 2	SECTOR 3	LAP TIME	MPH	DIFF	TIME OF DAY
1 -		1:12.968	53.513	2:50.765	56.75	39.052	11:28:34.882
2 -	1:01.460	1:32.159	58.140	3:31.759	45.76	1:20.046	11:32:06.641
3 -	38.476	1:11.475	39.689	2:29.640	64.76	17.927	11:34:36.281
4 -	33.145	1:03.765	37.534	2:14.444	72.08	2.731	11:36:50.725
5 -	32.954	1:02.771	36.508	2:12.233 (2)	73.28	0.520	11:39:02.958
6 -	32.369	1:02.862	36.482	2:11.713 (1)	73.57		11:41:14.671
7 -	32.565	1:03.465	36.770	2:12.800	72.97	1.087	11:43:27.471
8 -	32.578	1:03.387	36.686	2:12.651 (3)	73.05	0.938	11:45:40.122
9 -	32.550	1:03.697	36.572	2:12.819	72.96	1.106	11:47:52.941
10 -	32.856	1:05.887	38.206	2:16.949	70.76	5.236	11:50:09.890
11 -	34.900	1:04.886	37.644	2:17.430	70.51	5.717	11:52:27.320

MSVR Supercar Pageant - Oulton Park - 29th June 2024

Woods Foodservice Porsche Club Motorsport Boxster Cup

RACE 1 - SECTOR ANALYSIS



SECTOR 1 = FL to I1, SECTOR 2 = I1 to I2, SECTOR 3 = I2 to FL, DIFF = Difference To Personal Best Lap, P = Crossed Finish Line in Pit Lane, D = Time Disallowed

P14 25 3		Craig HORVATH		Porsche Boxster 986 S - GT one Ltd			
IDEAL LAP TIME : 2:11.652		BEST LAP TIME : 2:12.456		DIFFERENCE : 0.804			
LAP	SECTOR 1	SECTOR 2	SECTOR 3	LAP TIME	MPH	DIFF	TIME OF DAY
1 -		1:12.757	54.009	2:52.145	56.29	39.689	11:28:36.262
2 -	1:01.396	1:31.938	57.977	3:31.311	45.86	1:18.855	11:32:07.573
3 -	39.040	1:11.116	39.764	2:29.920	64.64	17.464	11:34:37.493
4 -	33.026	1:04.582	36.730	2:14.338	72.14	1.882	11:36:51.831
5 -	32.504	1:03.523	36.429	2:12.456 (1)	73.16		11:39:04.287
6 -	32.208	1:04.499	36.671	2:13.378 (2)	72.66	0.922	11:41:17.665
7 -	32.289	1:05.181	36.085	2:13.555 (3)	72.56	1.099	11:43:31.220
8 -	32.058	1:05.803	36.708	2:14.569	72.01	2.113	11:45:45.789
9 -	32.526	1:05.042	36.071	2:13.639	72.51	1.183	11:47:59.428
10 -	32.580	1:04.295	37.242	2:14.117	72.26	1.661	11:50:13.545
11 -	33.270	1:04.442	36.531	2:14.243	72.19	1.787	11:52:27.788

P15 46 3		Tom HALE		Porsche Boxster 986 S - Tom Hale/Porsche Centre Nottingham			
IDEAL LAP TIME : 2:14.290		BEST LAP TIME : 2:14.775		DIFFERENCE : 0.485			
LAP	SECTOR 1	SECTOR 2	SECTOR 3	LAP TIME	MPH	DIFF	TIME OF DAY
1 -		1:12.947	53.912	2:53.789	55.76	39.014	11:28:37.906
2 -	1:01.864	1:32.945	57.246	3:32.055	45.70	1:17.280	11:32:09.961
3 -	40.408	1:09.863	38.658	2:28.929	65.07	14.154	11:34:38.890
4 -	34.312	1:06.541	36.649	2:17.502	70.48	2.727	11:36:56.392
5 -	33.320	1:04.576	37.764	2:15.660	71.43	0.885	11:39:12.052
6 -	33.778	1:04.944	36.923	2:15.645 (3)	71.44	0.870	11:41:27.697
7 -	33.508	1:04.321	37.092	2:14.921 (2)	71.82	0.146	11:43:42.618
8 -	33.323	1:04.545	36.907	2:14.775 (1)	71.90		11:45:57.393
9 -	33.782	1:05.537	38.043	2:17.362	70.55	2.587	11:48:14.755
10 -	34.385	1:04.629	36.913	2:15.927	71.29	1.152	11:50:30.682
11 -	34.413	1:04.639	37.883	2:16.935	70.77	2.160	11:52:47.617

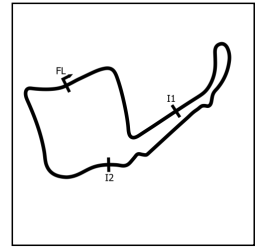
P16 24 3		Sarah WOOD		Porsche Boxster 986 S - Autofarm			
IDEAL LAP TIME : 2:14.031		BEST LAP TIME : 2:14.475		DIFFERENCE : 0.444			
LAP	SECTOR 1	SECTOR 2	SECTOR 3	LAP TIME	MPH	DIFF	TIME OF DAY
1 -		1:12.617	54.093	2:52.975	56.02	38.500	11:28:37.092
2 -	1:01.461	1:31.784	57.957	3:31.202	45.88	1:16.727	11:32:08.294
3 -	38.873	1:11.286	39.660	2:29.819	64.68	15.344	11:34:38.113
4 -	34.203	1:08.168	36.894	2:19.265	69.58	4.790	11:36:57.378
5 -	33.046	1:05.022	36.923	2:14.991	71.79	0.516	11:39:12.369
6 -	34.288	1:05.041	36.970	2:16.299	71.10	1.824	11:41:28.668
7 -	32.839	1:04.936	36.700	2:14.475 (1)	72.06		11:43:43.143
8 -	33.121	1:04.768	37.030	2:14.919 (3)	71.83	0.444	11:45:58.062
9 -	33.451	1:05.715	38.189	2:17.355	70.55	2.880	11:48:15.417
10 -	34.278	1:05.121	38.505	2:17.904	70.27	3.429	11:50:33.321
11 -	33.259	1:04.492	37.037	2:14.788 (2)	71.90	0.313	11:52:48.109

P17 64 3		David HUSSEY		Porsche Boxster 986 S - philip raby ltd			
IDEAL LAP TIME : 2:14.016		BEST LAP TIME : 2:14.683		DIFFERENCE : 0.667			
LAP	SECTOR 1	SECTOR 2	SECTOR 3	LAP TIME	MPH	DIFF	TIME OF DAY
1 -		1:13.005	53.884	2:54.467	55.54	39.784	11:28:38.584
2 -	1:02.286	1:32.791	56.951	3:32.028	45.70	1:17.345	11:32:10.612
3 -	40.788	1:10.132	38.617	2:29.537	64.80	14.854	11:34:40.149
4 -	34.316	1:06.583	37.537	2:18.436	70.00	3.753	11:36:58.585
5 -	33.484	1:04.870	36.779	2:15.133 (3)	71.71	0.450	11:39:13.718
6 -	33.571	1:05.120	36.867	2:15.558	71.49	0.875	11:41:29.276
7 -	33.329	1:04.214	37.140	2:14.683 (1)	71.95		11:43:43.959
8 -	33.675	1:04.596	36.473	2:14.744 (2)	71.92	0.061	11:45:58.703
9 -	33.519	1:05.609	38.007	2:17.135	70.66	2.452	11:48:15.838
10 -	34.599	1:05.593	37.378	2:17.570	70.44	2.887	11:50:33.408
11 -	33.936	1:04.805	36.986	2:15.727	71.40	1.044	11:52:49.135

MSVR Supercar Pageant - Oulton Park - 29th June 2024

Woods Foodservice Porsche Club Motorsport Boxster Cup

RACE 1 - SECTOR ANALYSIS



SECTOR 1 = FL to I1, SECTOR 2 = I1 to I2, SECTOR 3 = I2 to FL, DIFF = Difference To Personal Best Lap, P = Crossed Finish Line in Pit Lane, D = Time Disallowed

P18 44 3		Scott EVANS		Porsche Boxster 986 S - Sandown Motorsport			
IDEAL LAP TIME : 2:00.045		BEST LAP TIME : 2:00.190		DIFFERENCE : 0.145			
LAP	SECTOR 1	SECTOR 2	SECTOR 3	LAP TIME	MPH	DIFF	TIME OF DAY
1 -		1:00.966	1:01.651	2:41.741	59.91	41.551	11:28:25.858
2 -	1:02.520	1:33.001	55.845	3:31.366	45.85	1:31.176	11:31:57.224
3 -	37.817	1:12.403	37.444	2:27.664	65.63	27.474	11:34:24.888
4 -	29.409	59.678	33.293	2:02.380 (3)	79.19	2.190	11:36:27.268
5 -	29.521	57.932	32.737	2:00.190 (1)	80.63		11:38:27.458
6 -	29.376	58.375	32.996	2:00.747 (2)	80.26	0.557	11:40:28.205
7 -	29.428	59.188	34.128	2:02.744	78.95	2.554	11:42:30.949
8 -	30.359	59.199	34.068	2:03.626	78.39	3.436	11:44:34.575
9 -	30.588	59.385	33.332	2:03.305	78.59	3.115	11:46:37.880
10 -	29.983	59.146	41.927	2:11.056	73.94	10.866	11:48:48.936
11 -	36.488	1:24.271	IN PIT	2:53.225 P	55.94	53.035	11:51:42.161

P19 60 3		Anthony LEVY		Porsche Boxster 986 S - Supatune Motorsport			
IDEAL LAP TIME : 2:04.869		BEST LAP TIME : 2:04.981		DIFFERENCE : 0.112			
LAP	SECTOR 1	SECTOR 2	SECTOR 3	LAP TIME	MPH	DIFF	TIME OF DAY
1 -		1:11.637	52.069	2:48.301	57.58	43.320	11:28:32.418
2 -	1:02.648	1:31.510	58.226	3:32.384	45.63	1:27.403	11:32:04.802
3 -	37.377	1:10.514	40.412	2:28.303	65.34	23.322	11:34:33.105
4 -	31.277	1:00.596	34.849	2:06.722 (3)	76.47	1.741	11:36:39.827
5 -	30.823	59.921	34.237	2:04.981 (1)	77.54		11:38:44.808
6 -	30.711	1:00.849	34.243	2:05.803 (2)	77.03	0.822	11:40:50.611
7 -	30.848	1:00.893	36.425	2:08.166	75.61	3.185	11:42:58.777
8 -	31.328	1:01.531	35.244	2:08.103	75.65	3.122	11:45:06.880
9 -	31.601	1:01.552	38.661	2:11.814	73.52	6.833	11:47:18.694
10 -	31.268	1:02.413	35.994	2:09.675	74.73	4.694	11:49:28.369
11 -	32.452	1:03.694	IN PIT	2:24.977 P	66.84	19.996	11:51:53.346

P20 81 3		Perry DARLING		Porsche Boxster 986 S - Supatune			
IDEAL LAP TIME : 1:57.979		BEST LAP TIME : 1:58.234		DIFFERENCE : 0.255			
LAP	SECTOR 1	SECTOR 2	SECTOR 3	LAP TIME	MPH	DIFF	TIME OF DAY
1 -		58.637	1:00.858	2:35.053	62.50	36.819	11:28:19.170
2 -	1:02.507	1:32.572	56.374	3:31.453	45.83	1:33.219	11:31:50.623
3 -	39.042	1:13.123	36.030	2:28.195	65.39	29.961	11:34:18.818
4 -	29.313	57.681	32.277	1:59.271	81.25	1.037	11:36:18.089
5 -	28.788	57.094	32.352	1:58.234 (1)	81.96		11:38:16.323
6 -	28.982	57.241	32.105	1:58.328 (2)	81.90	0.094	11:40:14.651
7 -	28.780	59.476	32.255	2:00.511	80.41	2.277	11:42:15.162
8 -	28.967	58.109	32.341	1:59.417	81.15	1.183	11:44:14.579
9 -	28.780	57.635	32.317	1:58.732 (3)	81.62	0.498	11:46:13.311
10 -	30.025	1:30.190	IN PIT	2:50.176 P	56.94	51.942	11:49:03.487

P21 22 3		Nick WALLIS		Porsche Boxster 986 S - Rindt Vehicle Design			
IDEAL LAP TIME : 2:07.878		BEST LAP TIME : 2:08.528		DIFFERENCE : 0.650			
LAP	SECTOR 1	SECTOR 2	SECTOR 3	LAP TIME	MPH	DIFF	TIME OF DAY
1 -		1:04.473	58.966	2:47.595	57.82	39.067	11:28:31.712
2 -	1:02.317	1:31.946	57.589	3:31.852	45.74	1:23.324	11:32:03.564
3 -	37.921	1:10.430	40.742	2:29.093	65.00	20.565	11:34:32.657
4 -	31.655	1:02.485	35.404	2:09.544	74.81	1.016	11:36:42.201
5 -	31.858	1:01.860	35.698	2:09.416 (2)	74.88	0.888	11:38:51.617
6 -	32.767	1:02.201	35.653	2:10.621	74.19	2.093	11:41:02.238
7 -	31.545	1:01.183	37.273	2:10.001	74.54	1.473	11:43:12.239
8 -	31.959	1:01.023	35.546	2:08.528 (1)	75.40		11:45:20.767
9 -	31.748	1:02.250	35.503	2:09.501 (3)	74.83	0.973	11:47:30.268
10 -	31.451	1:02.623	IN PIT	2:23.035 P	67.75	14.507	11:49:53.303

MSVR Supercar Pageant - Oulton Park - 29th June 2024

Woods Foodservice Porsche Club Motorsport Boxster Cup

RACE 1 - BEST SECTORS

SECTOR 1			SECTOR 2			SECTOR 3			IDEAL / BEST COMPARISON						
POS	NO	NAME	TIME	NO	NAME	TIME	NO	NAME	TIME	POS	NO	NAME	IDEAL	BEST	DIFF
													PERFECT LAP	1:57.297	
1	81	DARLING	28.780	6	THOMPSON	56.412	81	DARLING	32.105	1	6	THOMPSON	1:57.643	1:58.414	0.771
2	11	CHARTERS	28.797	11	CHARTERS	56.667	11	CHARTERS	32.354	2	11	CHARTERS	1:57.818	1:58.520	0.702
3	6	THOMPSON	28.817	17	KING	56.909	6	THOMPSON	32.414	3	81	DARLING	1:57.979	1:58.234	0.255
4	86	GREWCOCK	28.819	81	DARLING	57.094	86	GREWCOCK	32.635	4	17	KING	1:58.702	1:59.095	0.393
5	17	KING	29.109	53	GREGORY	57.482	53	GREGORY	32.666	5	86	GREWCOCK	1:59.067	1:59.653	0.586
6	53	GREGORY	29.262	86	GREWCOCK	57.613	17	KING	32.684	6	53	GREGORY	1:59.410	1:59.587	0.177
7	44	EVANS	29.376	90	THOMSON	57.840	44	EVANS	32.737	7	44	EVANS	2:00.045	2:00.190	0.145
8	20	NOBLE-EVANS	29.653	44	EVANS	57.932	90	THOMSON	32.969	8	90	THOMSON	2:00.492	2:00.864	0.372
9	90	THOMSON	29.683	20	NOBLE-EVANS	58.246	20	NOBLE-EVANS	33.210	9	20	NOBLE-EVANS	2:01.109	2:01.287	0.178
10	27	DARCY	29.820	27	DARCY	58.559	66	SUDERA	33.453	10	27	DARCY	2:01.894	2:02.161	0.267
11	66	SUDERA	30.169	66	SUDERA	58.794	27	DARCY	33.515	11	66	SUDERA	2:02.416	2:02.433	0.017
12	72	CURTLER M	30.433	72	CURTLER M	59.155	72	CURTLER M	33.829	12	72	CURTLER M	2:03.417	2:03.564	0.147
13	60	LEVY	30.711	60	LEVY	59.921	96	DYE	34.168	13	60	LEVY	2:04.869	2:04.981	0.112
14	96	DYE	31.233	96	DYE	1:00.368	60	LEVY	34.237	14	96	DYE	2:05.769	2:05.769	0.000
15	22	WALLIS	31.451	38	BRIDGES	1:00.720	38	BRIDGES	34.708	15	38	BRIDGES	2:06.947	2:07.053	0.106
16	38	BRIDGES	31.519	22	WALLIS	1:01.023	22	WALLIS	35.404	16	22	WALLIS	2:07.878	2:08.528	0.650
17	25	HORVATH	32.058	68	MASON	1:02.771	25	HORVATH	36.071	17	68	MASON	2:11.622	2:11.713	0.091
18	68	MASON	32.369	25	HORVATH	1:03.523	64	HUSSEY	36.473	18	25	HORVATH	2:11.652	2:12.456	0.804
19	24	WOOD	32.839	64	HUSSEY	1:04.214	68	MASON	36.482	19	64	HUSSEY	2:14.016	2:14.683	0.667
20	46	HALE	33.320	46	HALE	1:04.321	46	HALE	36.649	20	24	WOOD	2:14.031	2:14.475	0.444
21	64	HUSSEY	33.329	24	WOOD	1:04.492	24	WOOD	36.700	21	46	HALE	2:14.290	2:14.775	0.485
22															

MSVR Supercar Pageant - Oulton Park - 29th June 2024

Woods Foodservice Porsche Club Motorsport Boxster Cup

RACE 1 - STATISTICS

Competitors Started	22
Planned Start	2024-06-29 @ 11:20:00.000
Actual Start	2024-06-29 @ 11:25:44.116
Finish Time	2024-06-29 @ 11:52:10.893
Track Length	2.6920mi.
Total Laps	240
Total Distance Covered	646.0868mi.

Session Fastest Lap History

NO	CL	NAME	LAP TIME	TIME OF DAY	LAP	VEHICLE
81	3	Perry DARLING	2:35.053	11:28:19.166	1	Porsche Boxster 986 S
81	3	Perry DARLING	2:28.195	11:34:18.816	3	Porsche Boxster 986 S
11	3	Ryan CHARTERS	2:27.980	11:34:20.006	3	Porsche Boxster 986 S
6	3	Mike THOMPSON	2:27.930	11:34:20.543	3	Porsche Boxster 986 S
44	3	Scott EVANS	2:27.664	11:34:24.879	3	Porsche Boxster 986 S
20	3	Faye NOBLE-EVANS	2:27.183	11:34:27.071	3	Porsche Boxster 986 S
96	3	Charlie DYE	2:25.697	11:34:38.987	3	Porsche Boxster 986 S
81	3	Perry DARLING	1:59.271	11:36:18.088	4	Porsche Boxster 986 S
11	3	Ryan CHARTERS	1:58.791	11:36:18.798	4	Porsche Boxster 986 S
6	3	Mike THOMPSON	1:58.670	11:36:19.214	4	Porsche Boxster 986 S
81	3	Perry DARLING	1:58.234	11:38:16.322	5	Porsche Boxster 986 S

Session Leader History

NO	CL	NAME	FROM LAP	LAPS LED	DISTANCE	VEHICLE
81	3	Perry DARLING	1	6	16.15 miles	Porsche Boxster 986 S
11	3	Ryan CHARTERS	7	5	13.46 miles	Porsche Boxster 986 S
6	3	Mike THOMPSON	12	1	2.69 miles	Porsche Boxster 986 S

Flag History

TYPE	TIME OF DAY
GREEN	11:25:44.116
SAFETY	11:27:07.835
GREEN	11:34:18.086
FINISH	11:52:10.893

Flag Statistics

TYPE	COUNT	TOTAL LAPS	TOTAL TIME
Green	2	10	21:23.897
Red	0	0	0.000
Safety Car	1	2	7:10.250
FCY	0	0	0.000

MSVR Supercar Pageant - Oulton Park - 29th June 2024

Woods Foodservice Porsche Club Motorsport Boxster Cup

RACE 1 - STATISTICS

CLASS : 3

22 Starters

Fastest Lap History

NO	NAME	LAP TIME	TIME OF DAY	LAP	VEHICLE
81	Perry DARLING	2:35.053	11:28:19.166	1	Porsche Boxster 986 S
81	Perry DARLING	2:28.195	11:34:18.816	3	Porsche Boxster 986 S
11	Ryan CHARTERS	2:27.980	11:34:20.006	3	Porsche Boxster 986 S
6	Mike THOMPSON	2:27.930	11:34:20.543	3	Porsche Boxster 986 S
44	Scott EVANS	2:27.664	11:34:24.879	3	Porsche Boxster 986 S
20	Faye NOBLE-EVANS	2:27.183	11:34:27.071	3	Porsche Boxster 986 S
96	Charlie DYE	2:25.697	11:34:38.987	3	Porsche Boxster 986 S
81	Perry DARLING	1:59.271	11:36:18.088	4	Porsche Boxster 986 S
11	Ryan CHARTERS	1:58.791	11:36:18.798	4	Porsche Boxster 986 S
6	Mike THOMPSON	1:58.670	11:36:19.214	4	Porsche Boxster 986 S
81	Perry DARLING	1:58.234	11:38:16.322	5	Porsche Boxster 986 S

Leader History

NO	NAME	FROM LAP	LAPS LED	DISTANCE	VEHICLE
81	Perry DARLING	1	6	16.15 miles	Porsche Boxster 986 S
11	Ryan CHARTERS	7	5	13.46 miles	Porsche Boxster 986 S
6	Mike THOMPSON	12	1	2.69 miles	Porsche Boxster 986 S

MSVR Supercar Pageant - Oulton Park - 29th June 2024

Woods Foodservice Porsche Club Motorsport Boxster Cup

RACE 5 - CLASSIFICATION

Race Distance: 13 Laps / 34.99 miles

POS	NO	CL	PIC	NAME	ENTRY	LAPS	TIME	GAP	DIFF	MPH	BEST	ON	GRD	↑↓
1	6	3	1	Mike THOMPSON	Porsche Boxster 986 S - Porsche Bolton	13	25:53.268			81.11	1:58.096	7	4	3
2	17	3	2	Darren KING	Porsche Boxster 986 S - Darren King/Unique Racing/Unique	13	25:56.019	2.751	2.751	80.96	1:58.444	10	1	-1
3	53	3	3	Wayne GREGORY	Porsche Boxster 986 S - Woods Foodservice	13	26:00.237	6.969	4.218	80.74	1:58.070	7	6	3
4	11	3	4	Ryan CHARTERS	Porsche Boxster 986 S - Ashgood Porsche Specialists	13	26:10.994	17.726	10.757	80.19	1:58.280	6	2	-2
5	86	3	5	Ben GREWCOCK	Porsche Boxster 986 S - Porsche Bournemouth	13	26:15.935	22.667	4.941	79.94	1:58.776	12	7	2
6	90	3	6	Sarah THOMSON	Porsche Boxster 986 S - Sarah Thomson	13	26:22.665	29.397	6.730	79.60	1:59.886	11	3	-3
7	20	3	7	Faye NOBLE-EVANS	Porsche Boxster 986 S - Parr Motorsport/ United Hygiene So	13	26:43.199	49.931	20.534	78.58	2:01.633	10	9	2
8	55	3	8	Scot ADAMS	Porsche Boxster 986 S - Porsche Centre Newport Lakeside E	13	26:51.004	57.736	7.805	78.20	2:02.089	3	10	2
9	27	3	9	Barrington DARCY	Porsche Boxster 986 S - Stand 2 Motorsport	13	26:51.290	58.022	0.286	78.19	2:00.784	10	8	-1
10	66	3	10	Vikram SUDERA	Porsche Boxster 986 S - Unique Porsche	13	26:57.388	1:04.120	6.098	77.89	2:02.287	12	11	1
11	72	3	11	Will CURTLER	Porsche Boxster 986 S - Ashgood Porsche Specialists	13	27:09.671	1:16.403	12.283	77.30	2:02.689	10	13	2
12	60	3	12	Anthony LEVY	Porsche Boxster 986 S - Supatune Motorsport	13	27:28.080	1:34.812	18.409	76.44	2:02.490	10	14	2
13	96	3	13	Charlie DYE	Porsche Boxster 986 S - Montrose Racing	13	27:50.670	1:57.402	22.590	75.41	2:06.043	4	17	4
14	68	3	14	Martin MASON	Porsche Boxster 986 S - Bahnsport	12	25:54.559	1 Lap	1 Lap	74.80	2:07.488	7	18	4
15	38	3	15	Eric BRIDGES	Porsche Boxster 986 S - Eric Bridges	12	25:55.036	1 Lap	0.477	74.78	2:07.204	10	15	0
16	46	3	16	Tom HALE	Porsche Boxster 986 S - Tom Hale/Porsche Centre Nottingh	12	25:55.709	1 Lap	0.673	74.75	2:07.023	7	21	5
17	25	3	17	Craig HORVATH	Porsche Boxster 986 S - GT one Ltd	12	26:23.354	1 Lap	27.645	73.44	2:09.590	4	20	3
18	24	3	18	Sarah WOOD	Porsche Boxster 986 S - Autofarm	12	26:51.008	1 Lap	27.654	72.18	2:10.027	12	22	4
19	64*	3	19	David HUSSEY	Porsche Boxster 986 S - philip raby ltd	12	26:57.063	1 Lap	6.055	71.91	2:10.155	10	19	0

NOT CLASSIFIED

DNF	81	3		Perry DARLING	Porsche Boxster 986 S - Supatune	10	20:34.472	3 Laps	2 Laps	78.50	1:58.740	2	5	
DNF	44	3		Scott EVANS	Porsche Boxster 986 S - Sandown Motorsport	0							12	

NOT STARTED

NS	22	3		Nick WALLIS	Porsche Boxster 986 S - Rindt Vehicle Design								16	
----	----	---	--	-------------	--	--	--	--	--	--	--	--	----	--

FASTEST LAP

	53	3		Wayne GREGORY	Porsche Boxster 986 S - Woods Foodservice	7	1:58.070			82.08 mph			132.09 kph	
--	----	---	--	---------------	---	---	----------	--	--	-----------	--	--	------------	--

Comments:

Car 64 - 5 second penalty applied - exceeding track limits

Weather / Track : Cloudy / Dry

These results are provisional until the conclusion of any judicial and technical matters.

Date: 29/06/2024 Start: 15:22 Finish: 15:48

Oulton Park International: 2.6920 miles

Clerk Of Course:

Andy Stevens

Stewards:

Timekeeper:

Eric Cowell



MSVR Supercar Pageant - Oulton Park - 29th June 2024

Woods Foodservice Porsche Club Motorsport Boxster Cup

RACE 5 - LAP CHART

LAP 1 @ 15:24:38.268			LAP 2 @ 15:26:36.568			LAP 3 @ 15:28:35.070			LAP 4 @ 15:30:33.562			LAP 5 @ 15:32:33.130		
NO	BEHIND	LAP TIME	NO	BEHIND	LAP TIME	NO	BEHIND	LAP TIME	NO	BEHIND	LAP TIME	NO	BEHIND	LAP TIME
6		2:04.708	6		1:58.300	6		1:58.502	6		1:58.492	6		1:59.568
17	1.392	2:06.100	17	2.837	1:59.745	17	3.342	1:59.007	17	4.143	1:59.293	17	3.337	1:58.762
81	3.190	2:07.898	81	3.630	1:58.740	81	4.161	1:59.033	11	5.662	1:59.501	11	4.570	1:58.476
11	3.534	2:08.242	11	4.775	1:59.541	11	4.653	1:58.380	53	6.625	1:59.356	53	5.379	1:58.322
53	3.838	2:08.546	53	5.395	1:59.857	53	5.761	1:58.868	90	12.106	2:01.759	90	13.334	2:00.796
90	4.679	2:09.387	90	7.054	2:00.675	90	8.839	2:00.287	86	13.900	2:01.173	86	15.379	2:01.047
27	5.493	2:10.201	86	8.325	2:00.439	86	11.219	2:01.396	27	17.155	2:02.282	27	18.970	2:01.383
86	6.186	2:10.894	27	10.229	2:03.036	27	13.365	2:01.638	55	19.651	2:03.626	55	23.328	2:03.245
55	6.674	2:11.382	55	10.930	2:02.556	55	14.517	2:02.089	20	19.822	2:03.194	20	23.408	2:03.154
20	7.546	2:12.254	20	11.671	2:02.425	20	15.120	2:01.951	81	23.485	2:17.816	81	23.522	1:59.605
66	7.987	2:12.695	66	12.873	2:03.186	66	17.750	2:03.379	66	26.583	2:07.325	66	31.382	2:04.367
60	12.417	2:17.125	60	20.603	2:06.486	60	27.097	2:04.996	60	34.316	2:05.711	60	39.358	2:04.610
72	15.707	2:20.415	72	22.343	2:04.936	72	28.480	2:04.639	72	34.967	2:04.979	72	39.755	2:04.356
68	16.262	2:20.970	68	27.186	2:09.224	96	37.624	2:08.290	96	45.175	2:06.043	96	53.426	2:07.819
38	16.409	2:21.117	38	27.630	2:09.521	68	37.641	2:08.957	68	49.738	2:10.589	68	58.237	2:08.067
96	16.511	2:21.219	96	27.836	2:09.625	38	37.988	2:08.860	38	50.128	2:10.632	38	59.026	2:08.466
25	17.783	2:22.491	46	30.319	2:09.189	46	39.854	2:08.037	46	51.297	2:09.935	46	59.984	2:08.255
46	19.430	2:24.138	25	31.341	2:11.858	25	44.199	2:11.360	25	55.297	2:09.590	25	1:05.478	2:09.749
24	22.681	2:27.389	24	39.777	2:15.396	24	56.597	2:15.322	24	1:12.873	2:14.768	24	1:27.588	2:14.283
64	23.526	2:28.234	64	40.872	2:15.646	64	57.568	2:15.198	64	1:13.220	2:14.144	64	1:28.122	2:14.470

MSVR Supercar Pageant - Oulton Park - 29th June 2024

Woods Foodservice Porsche Club Motorsport Boxster Cup

RACE 5 - LAP CHART

LAP 6 @ 15:34:31.689			LAP 7 @ 15:36:29.785			LAP 8 @ 15:38:28.265			LAP 9 @ 15:40:27.224			LAP 10 @ 15:42:26.101		
NO	BEHIND	LAP TIME	NO	BEHIND	LAP TIME	NO	BEHIND	LAP TIME	NO	BEHIND	LAP TIME	NO	BEHIND	LAP TIME
6		1:58.559	6		1:58.096	6		1:58.480	6		1:58.959	6		1:58.877
17	3.512	1:58.734	17	4.331	1:58.915	17	5.117	1:59.266	17	5.944	1:59.786	17	5.511	1:58.444
11	4.291	1:58.280	11	4.964	1:58.769	53	5.877	1:59.160	53	6.476	1:59.558	53	6.065	1:58.466
53	5.223	1:58.403	53	5.197	1:58.070	11	16.258	2:09.774	24	1 Lap	2:12.221	11	18.276	2:00.265
90	16.229	2:01.454	90	19.710	2:01.577	90	22.543	2:01.313	64	1 Lap	2:12.477	86	25.675	1:59.527
86	17.527	2:00.707	86	21.109	2:01.678	86	23.492	2:00.863	11	16.888	1:59.589	24	1 Lap	2:13.587
81	26.116	2:01.153	81	30.274	2:02.254	81	33.349	2:01.555	90	24.238	2:00.654	64	1 Lap	2:13.311
20	27.001	2:02.152	20	32.533	2:03.628	20	36.529	2:02.476	86	25.025	2:00.492	90	26.544	2:01.183
55	28.684	2:03.915	55	34.732	2:04.144	55	40.465	2:04.213	81	37.005	2:02.615	81	41.931	2:03.803
66	37.630	2:04.807	66	42.622	2:03.088	66	47.544	2:03.402	20	39.655	2:02.085	20	42.411	2:01.633
27	39.470	2:19.059	27	43.608	2:02.234	27	48.213	2:03.085	55	45.080	2:03.574	55	49.232	2:03.029
60	44.650	2:03.851	60	50.344	2:03.790	60	55.615	2:03.751	27	50.882	2:01.628	27	52.789	2:00.784
72	45.129	2:03.933	72	50.645	2:03.612	72	56.167	2:04.002	66	51.925	2:03.340	66	55.715	2:02.667
96	1:01.866	2:06.999	96	1:09.924	2:06.154	96	1:18.518	2:07.074	60	1:00.061	2:03.405	60	1:03.674	2:02.490
68	1:07.365	2:07.687	68	1:16.757	2:07.488	68	1:26.283	2:08.006	72	1:00.555	2:03.347	72	1:04.367	2:02.689
38	1:07.978	2:07.511	38	1:17.368	2:07.486	38	1:27.280	2:08.392	96	1:27.754	2:08.195	96	1:37.228	2:08.351
46	1:09.484	2:08.059	46	1:18.411	2:07.023	46	1:27.627	2:07.696	68	1:35.278	2:07.954	68	1:44.426	2:08.025
25	1:16.831	2:09.912	25	1:29.691	2:10.956	25	1:42.131	2:10.920	38	1:37.770	2:09.449	38	1:46.097	2:07.204
24	1:42.554	2:13.525	24	1:56.833	2:12.375				46	1:38.154	2:09.486	46	1:46.748	2:07.471
64	1:42.924	2:13.361	64	1:57.069	2:12.241				25	1:53.780	2:10.608			

MSVR Supercar Pageant - Oulton Park - 29th June 2024

Woods Foodservice Porsche Club Motorsport Boxster Cup

RACE 5 - LAP CHART

LAP 11 @ 15:44:25.020			LAP 12 @ 15:46:25.075			LAP 13 @ 15:48:26.828		
NO	BEHIND	LAP TIME	NO	BEHIND	LAP TIME	NO	BEHIND	LAP TIME
6		1:58.919	6		2:00.055	6		2:01.753
17	5.596	1:59.004	17	4.779	1:59.238	68	1 Lap	2:09.035
53	6.563	1:59.417	53	6.820	2:00.312	38	1 Lap	2:08.761
25	1 Lap	2:13.667	11	20.482	2:00.297	46	1 Lap	2:09.063
11	20.240	2:00.883	25	1 Lap	2:10.968	17	2.751	1:59.725
86	25.705	1:58.949	86	24.426	1:58.776	53	6.969	2:01.902
90	27.511	1:59.886	90	28.992	2:01.536	11	17.726	1:58.997
24	1 Lap	2:10.068	20	48.704	2:03.106	86	22.667	1:59.994
64	1 Lap	2:10.155	24	1 Lap	2:12.047	90	29.397	2:02.158
20	45.653	2:02.161	64	1 Lap	2:11.947	25	1 Lap	2:11.275
55	53.397	2:03.084	55	55.553	2:02.211	20	49.931	2:02.980
27	54.723	2:00.853	27	55.894	2:01.226	55	57.736	2:03.936
66	59.886	2:03.090	66	1:02.118	2:02.287	24	1 Lap	2:10.027
72	1:09.833	2:04.385	72	1:12.943	2:03.165	27	58.022	2:03.881
60	1:25.559	2:20.804	60	1:31.138	2:05.634	64	1 Lap	2:10.879
96	1:45.892	2:07.583	96	1:52.152	2:06.315	66	1:04.120	2:03.755
68	1:54.064	2:08.557				72	1:16.403	2:05.213
38	1:54.815	2:07.637				60	1:34.812	2:05.427
46	1:55.186	2:07.357				96	1:57.402	2:07.003

MSVR Supercar Pageant - Oulton Park - 29th June 2024

Woods Foodservice Porsche Club Motorsport Boxster Cup

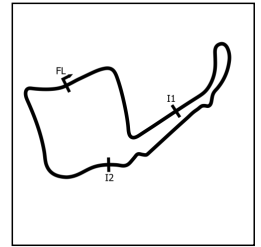
RACE 5 - POSITION CHART

No	Name	Lap													
		Pos	1	2	3	4	5	6	7	8	9	10	11	12	13
17	KING	1	6	6	6	6	6	6	6	6	6	6	6	6	6
11	CHARTERS	2	17	17	17	17	17	17	17	17	17	17	17	17	17
90	THOMSON	3	81	81	81	11	11	11	11	53	53	53	53	53	53
6	THOMPSON	4	11	11	11	53	53	53	53	11	11	11	11	11	11
81	DARLING	5	53	53	53	90	90	90	90	90	90	86	86	86	86
53	GREGORY	6	90	90	90	86	86	86	86	86	86	90	90	90	90
86	GREWCOCK	7	27	86	86	27	27	81	81	81	81	81	20	20	20
27	DARCY	8	86	27	27	55	55	20	20	20	20	20	55	55	55
20	NOBLE-EVANS	9	55	55	55	20	20	55	55	55	55	55	27	27	27
55	ADAMS	10	20	20	20	81	81	66	66	66	27	27	66	66	66
66	SUDERA	11	66	66	66	66	66	27	27	27	66	66	72	72	72
44	EVANS	12	60	60	60	60	60	60	60	60	60	60	60	60	60
72	CURLER	13	72	72	72	72	72	72	72	72	72	72	96	96	96
60	LEVY	14	68	68	96	96	96	96	96	96	96	96	68	68	
38	BRIDGES	15	38	38	68	68	68	68	68	68	68	68	38	38	
22	WALLIS	16	96	96	38	38	38	38	38	38	38	38	46	46	
96	DYE	17	25	46	46	46	46	46	46	46	46	46	25	25	
68	MASON	18	46	25	25	25	25	25	25	25	25	25	24	24	
64	HUSSEY	19	24	24	24	24	24	24	24	24	24	24	64	64	
25	HORVATH	20	64	64	64	64	64	64	64	64	64	64			
46	HALE	21													
24	WOOD	22													

MSVR Supercar Pageant - Oulton Park - 29th June 2024

Woods Foodservice Porsche Club Motorsport Boxster Cup

RACE 5 - SECTOR ANALYSIS



SECTOR 1 = FL to I1, SECTOR 2 = I1 to I2, SECTOR 3 = I2 to FL, DIFF = Difference To Personal Best Lap, P = Crossed Finish Line in Pit Lane, D = Time Disallowed

P1		6 3		Mike THOMPSON		Porsche Boxster 986 S - Porsche Bolton	
IDEAL LAP TIME : 1:57.840		BEST LAP TIME : 1:58.096		DIFFERENCE : 0.256			
LAP	SECTOR 1	SECTOR 2	SECTOR 3	LAP TIME	MPH	DIFF	TIME OF DAY
1 -		56.933	32.734	2:04.708	77.71	6.612	15:24:38.268
2 -	29.150	56.509	32.641	1:58.300 (2)	81.92	0.204	15:26:36.568
3 -	29.211	56.521	32.770	1:58.502	81.78	0.406	15:28:35.070
4 -	29.105	56.692	32.695	1:58.492	81.78	0.396	15:30:33.562
5 -	29.084	56.452	34.032	1:59.568	81.05	1.472	15:32:33.130
6 -	29.110	56.547	32.902	1:58.559	81.74	0.463	15:34:31.689
7 -	29.043	56.640	32.413	1:58.096 (1)	82.06		15:36:29.785
8 -	29.356	56.624	32.500	1:58.480 (3)	81.79	0.384	15:38:28.265
9 -	29.824	56.542	32.593	1:58.959	81.46	0.863	15:40:27.224
10 -	29.428	56.825	32.624	1:58.877	81.52	0.781	15:42:26.101
11 -	28.975	57.317	32.627	1:58.919	81.49	0.823	15:44:25.020
12 -	30.124	57.143	32.788	2:00.055	80.72	1.959	15:46:25.075
13 -	29.093	58.906	33.754	2:01.753	79.59	3.657	15:48:26.828

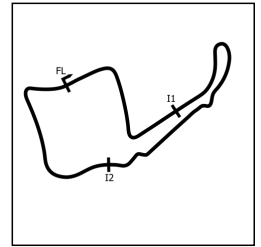
P2		17 3		Darren KING		Porsche Boxster 986 S - Darren King/Unique Racing/Unique Por	
IDEAL LAP TIME : 1:57.855		BEST LAP TIME : 1:58.444		DIFFERENCE : 0.589			
LAP	SECTOR 1	SECTOR 2	SECTOR 3	LAP TIME	MPH	DIFF	TIME OF DAY
1 -		57.901	33.101	2:06.100	76.85	7.656	15:24:39.660
2 -	29.826	57.285	32.634	1:59.745	80.93	1.301	15:26:39.405
3 -	29.556	56.801	32.650	1:59.007	81.43	0.563	15:28:38.412
4 -	29.461	57.282	32.550	1:59.293	81.23	0.849	15:30:37.705
5 -	29.365	56.601	32.796	1:58.762 (3)	81.60	0.318	15:32:36.467
6 -	29.154	57.046	32.534	1:58.734 (2)	81.62	0.290	15:34:35.201
7 -	29.204	57.060	32.651	1:58.915	81.49	0.471	15:36:34.116
8 -	29.290	57.553	32.423	1:59.266	81.25	0.822	15:38:33.382
9 -	29.657	57.567	32.562	1:59.786	80.90	1.342	15:40:33.168
10 -	29.112	56.857	32.475	1:58.444 (1)	81.82		15:42:31.612
11 -	28.831	57.386	32.787	1:59.004	81.43	0.560	15:44:30.616
12 -	29.092	57.572	32.574	1:59.238	81.27	0.794	15:46:29.854
13 -	29.343	57.648	32.734	1:59.725	80.94	1.281	15:48:29.579

P3		53 3		Wayne GREGORY		Porsche Boxster 986 S - Woods Foodservice	
IDEAL LAP TIME : 1:57.828		BEST LAP TIME : 1:58.070		DIFFERENCE : 0.242			
LAP	SECTOR 1	SECTOR 2	SECTOR 3	LAP TIME	MPH	DIFF	TIME OF DAY
1 -		58.963	32.916	2:08.546	75.39	10.476	15:24:42.106
2 -	29.627	57.408	32.822	1:59.857	80.85	1.787	15:26:41.963
3 -	29.445	56.954	32.469	1:58.868	81.52	0.798	15:28:40.831
4 -	29.286	57.660	32.410	1:59.356	81.19	1.286	15:30:40.187
5 -	29.091	56.909	32.322	1:58.322 (2)	81.90	0.252	15:32:38.509
6 -	28.982	57.067	32.354	1:58.403 (3)	81.85	0.333	15:34:36.912
7 -	29.224	56.571	32.275	1:58.070 (1)	82.08		15:36:34.982
8 -	29.386	57.043	32.731	1:59.160	81.33	1.090	15:38:34.142
9 -	29.364	57.546	32.648	1:59.558	81.05	1.488	15:40:33.700
10 -	29.302	56.630	32.534	1:58.466	81.80	0.396	15:42:32.166
11 -	29.188	57.315	32.914	1:59.417	81.15	1.347	15:44:31.583
12 -	29.412	58.000	32.900	2:00.312	80.55	2.242	15:46:31.895
13 -	29.795	58.593	33.514	2:01.902	79.50	3.832	15:48:33.797

MSVR Supercar Pageant - Oulton Park - 29th June 2024

Woods Foodservice Porsche Club Motorsport Boxster Cup

RACE 5 - SECTOR ANALYSIS



SECTOR 1 = FL to I1, SECTOR 2 = I1 to I2, SECTOR 3 = I2 to FL, DIFF = Difference To Personal Best Lap, P = Crossed Finish Line in Pit Lane, D = Time Disallowed

P4 11 3		Ryan CHARTERS		Porsche Boxster 986 S - Ashgood Porsche Specialists			
IDEAL LAP TIME : 1:57.774		BEST LAP TIME : 1:58.280		DIFFERENCE : 0.506			
LAP	SECTOR 1	SECTOR 2	SECTOR 3	LAP TIME	MPH	DIFF	TIME OF DAY
1 -		59.530	32.647	2:08.242	75.57	9.962	15:24:41.802
2 -	29.215	57.923	32.403	1:59.541	81.07	1.261	15:26:41.343
3 -	28.908	56.905	32.567	1:58.380 (2)	81.86	0.100	15:28:39.723
4 -	28.816	58.466	32.219	1:59.501	81.09	1.221	15:30:39.224
5 -	28.813	57.043	32.620	1:58.476 (3)	81.79	0.196	15:32:37.700
6 -	29.126	56.742	32.412	1:58.280 (1)	81.93		15:34:35.980
7 -	29.192	57.150	32.427	1:58.769	81.59	0.489	15:36:34.749
8 -	28.855	1:08.243	32.676	2:09.774	74.67	11.494	15:38:44.523
9 -	29.366	57.460	32.763	1:59.589	81.03	1.309	15:40:44.112
10 -	29.348	57.815	33.102	2:00.265	80.58	1.985	15:42:44.377
11 -	29.608	58.157	33.118	2:00.883	80.17	2.603	15:44:45.260
12 -	30.012	57.567	32.718	2:00.297	80.56	2.017	15:46:45.557
13 -	29.087	57.192	32.718	1:58.997	81.44	0.717	15:48:44.554

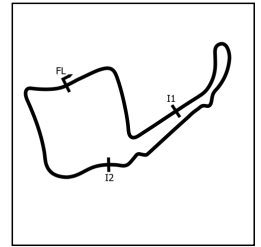
P5 86 3		Ben GREWCOCK		Porsche Boxster 986 S - Porsche Bournemouth			
IDEAL LAP TIME : 1:58.445		BEST LAP TIME : 1:58.776		DIFFERENCE : 0.331			
LAP	SECTOR 1	SECTOR 2	SECTOR 3	LAP TIME	MPH	DIFF	TIME OF DAY
1 -		59.449	33.302	2:10.894	74.03	12.118	15:24:44.454
2 -	29.588	58.023	32.828	2:00.439	80.46	1.663	15:26:44.893
3 -	29.426	58.535	33.435	2:01.396	79.83	2.620	15:28:46.289
4 -	29.381	58.868	32.924	2:01.173	79.97	2.397	15:30:47.462
5 -	29.608	58.225	33.214	2:01.047	80.06	2.271	15:32:48.509
6 -	29.750	57.960	32.997	2:00.707	80.28	1.931	15:34:49.216
7 -	29.623	58.910	33.145	2:01.678	79.64	2.902	15:36:50.894
8 -	29.645	58.209	33.009	2:00.863	80.18	2.087	15:38:51.757
9 -	29.457	58.015	33.020	2:00.492	80.43	1.716	15:40:52.249
10 -	29.109	56.968	33.450	1:59.527 (3)	81.08	0.751	15:42:51.776
11 -	29.263	57.085	32.601	1:58.949 (2)	81.47	0.173	15:44:50.725
12 -	28.876	57.190	32.710	1:58.776 (1)	81.59		15:46:49.501
13 -	29.154	57.770	33.070	1:59.994	80.76	1.218	15:48:49.495

P6 90 3		Sarah THOMSON		Porsche Boxster 986 S - Sarah Thomson			
IDEAL LAP TIME : 1:59.314		BEST LAP TIME : 1:59.886		DIFFERENCE : 0.572			
LAP	SECTOR 1	SECTOR 2	SECTOR 3	LAP TIME	MPH	DIFF	TIME OF DAY
1 -		59.158	33.154	2:09.387	74.90	9.501	15:24:42.947
2 -	29.640	58.281	32.754	2:00.675	80.30	0.789	15:26:43.622
3 -	29.412	57.913	32.962	2:00.287 (2)	80.56	0.401	15:28:43.909
4 -	29.972	58.972	32.815	2:01.759	79.59	1.873	15:30:45.668
5 -	29.887	57.540	33.369	2:00.796	80.22	0.910	15:32:46.464
6 -	29.848	58.156	33.450	2:01.454	79.79	1.568	15:34:47.918
7 -	30.070	58.192	33.315	2:01.577	79.71	1.691	15:36:49.495
8 -	30.169	58.103	33.041	2:01.313	79.88	1.427	15:38:50.808
9 -	29.870	58.088	32.696	2:00.654 (3)	80.32	0.768	15:40:51.462
10 -	29.652	58.130	33.401	2:01.183	79.97	1.297	15:42:52.645
11 -	29.827	57.206	32.853	1:59.886 (1)	80.83		15:44:52.531
12 -	29.504	58.374	33.658	2:01.536	79.74	1.650	15:46:54.067
13 -	29.859	58.719	33.580	2:02.158	79.33	2.272	15:48:56.225

MSVR Supercar Pageant - Oulton Park - 29th June 2024

Woods Foodservice Porsche Club Motorsport Boxster Cup

RACE 5 - SECTOR ANALYSIS



SECTOR 1 = FL to I1, SECTOR 2 = I1 to I2, SECTOR 3 = I2 to FL, DIFF = Difference To Personal Best Lap, P = Crossed Finish Line in Pit Lane, D = Time Disallowed

P7 20 3		Faye NOBLE-EVANS		Porsche Boxster 986 S - Parr Motorsport/ United Hygiene Solutic			
IDEAL LAP TIME : 2:00.737		BEST LAP TIME : 2:01.633		DIFFERENCE : 0.896			
LAP	SECTOR 1	SECTOR 2	SECTOR 3	LAP TIME	MPH	DIFF	TIME OF DAY
1 -		59.971	33.255	2:12.254	73.27	10.621	15:24:45.814
2 -	29.574	59.647	33.204	2:02.425	79.16	0.792	15:26:48.239
3 -	29.509	58.999	33.443	2:01.951 (2)	79.46	0.318	15:28:50.190
4 -	29.626	1:00.356	33.212	2:03.194	78.66	1.561	15:30:53.384
5 -	30.203	59.041	33.910	2:03.154	78.69	1.521	15:32:56.538
6 -	29.501	58.962	33.689	2:02.152	79.33	0.519	15:34:58.690
7 -	31.252	58.554	33.822	2:03.628	78.39	1.995	15:37:02.318
8 -	30.408	58.637	33.431	2:02.476	79.12	0.843	15:39:04.794
9 -	29.825	58.227	34.033	2:02.085 (3)	79.38	0.452	15:41:06.879
10 -	30.016	58.129	33.488	2:01.633 (1)	79.67		15:43:08.512
11 -	30.477	58.092	33.592	2:02.161	79.33	0.528	15:45:10.673
12 -	29.823	58.032	35.251	2:03.106	78.72	1.473	15:47:13.779
13 -	29.934	59.611	33.435	2:02.980	78.80	1.347	15:49:16.759

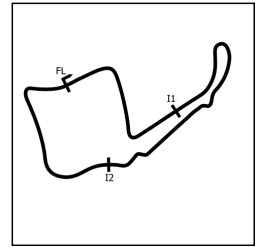
P8 55 3		Scot ADAMS		Porsche Boxster 986 S - Porsche Centre Newport Lakeside Driv			
IDEAL LAP TIME : 2:01.547		BEST LAP TIME : 2:02.089		DIFFERENCE : 0.542			
LAP	SECTOR 1	SECTOR 2	SECTOR 3	LAP TIME	MPH	DIFF	TIME OF DAY
1 -		59.677	33.249	2:11.382	73.76	9.293	15:24:44.942
2 -	29.999	59.348	33.209	2:02.556 (3)	79.07	0.467	15:26:47.498
3 -	29.873	58.639	33.577	2:02.089 (1)	79.37		15:28:49.587
4 -	29.876	1:00.184	33.566	2:03.626	78.39	1.537	15:30:53.213
5 -	30.067	58.949	34.229	2:03.245	78.63	1.156	15:32:56.458
6 -	30.654	59.258	34.003	2:03.915	78.20	1.826	15:35:00.373
7 -	30.520	59.533	34.091	2:04.144	78.06	2.055	15:37:04.517
8 -	30.604	59.620	33.989	2:04.213	78.02	2.124	15:39:08.730
9 -	30.493	59.138	33.943	2:03.574	78.42	1.485	15:41:12.304
10 -	30.153	59.434	33.442	2:03.029	78.77	0.940	15:43:15.333
11 -	30.475	58.978	33.631	2:03.084	78.73	0.995	15:45:18.417
12 -	29.990	58.600	33.621	2:02.211 (2)	79.29	0.122	15:47:20.628
13 -	29.738	59.015	35.183	2:03.936	78.19	1.847	15:49:24.564

P9 27 3		Barrington DARCY		Porsche Boxster 986 S - Stand 2 Motorsport			
IDEAL LAP TIME : 2:00.571		BEST LAP TIME : 2:00.784		DIFFERENCE : 0.213			
LAP	SECTOR 1	SECTOR 2	SECTOR 3	LAP TIME	MPH	DIFF	TIME OF DAY
1 -		59.499	33.141	2:10.201	74.43	9.417	15:24:43.761
2 -	30.905	58.960	33.171	2:03.036	78.76	2.252	15:26:46.797
3 -	30.393	57.883	33.362	2:01.638	79.67	0.854	15:28:48.435
4 -	30.092	58.885	33.305	2:02.282	79.25	1.498	15:30:50.717
5 -	30.090	57.969	33.324	2:01.383	79.84	0.599	15:32:52.100
6 -	29.938	57.792	51.329	2:19.059	69.69	18.275	15:35:11.159
7 -	30.196	58.184	33.854	2:02.234	79.28	1.450	15:37:13.393
8 -	30.009	58.835	34.241	2:03.085	78.73	2.301	15:39:16.478
9 -	29.916	58.419	33.293	2:01.628	79.67	0.844	15:41:18.106
10 -	29.838	57.816	33.130	2:00.784 (1)	80.23		15:43:18.890
11 -	29.712	57.898	33.243	2:00.853 (2)	80.19	0.069	15:45:19.743
12 -	29.653	58.109	33.464	2:01.226 (3)	79.94	0.442	15:47:20.969
13 -	29.649	59.161	35.071	2:03.881	78.23	3.097	15:49:24.850

MSVR Supercar Pageant - Oulton Park - 29th June 2024

Woods Foodservice Porsche Club Motorsport Boxster Cup

RACE 5 - SECTOR ANALYSIS



SECTOR 1 = FL to I1, SECTOR 2 = I1 to I2, SECTOR 3 = I2 to FL, DIFF = Difference To Personal Best Lap, P = Crossed Finish Line in Pit Lane, D = Time Disallowed

P10 66 3		Vikram SUDERA		Porsche Boxster 986 S - Unique Porsche			
IDEAL LAP TIME : 2:01.771		BEST LAP TIME : 2:02.287		DIFFERENCE : 0.516			
LAP	SECTOR 1	SECTOR 2	SECTOR 3	LAP TIME	MPH	DIFF	TIME OF DAY
1 -		59.797	33.182	2:12.695	73.03	10.408	15:24:46.255
2 -	30.525	59.032	33.629	2:03.186	78.67	0.899	15:26:49.441
3 -	30.535	59.250	33.594	2:03.379	78.54	1.092	15:28:52.820
4 -	30.364	1:02.286	34.675	2:07.325	76.11	5.038	15:31:00.145
5 -	30.359	59.573	34.435	2:04.367	77.92	2.080	15:33:04.512
6 -	30.723	59.616	34.468	2:04.807	77.65	2.520	15:35:09.319
7 -	30.620	58.957	33.511	2:03.088 (3)	78.73	0.801	15:37:12.407
8 -	30.571	59.019	33.812	2:03.402	78.53	1.115	15:39:15.809
9 -	30.365	59.216	33.759	2:03.340	78.57	1.053	15:41:19.149
10 -	30.305	58.838	33.524	2:02.667 (2)	79.00	0.380	15:43:21.816
11 -	30.418	58.889	33.783	2:03.090	78.73	0.803	15:45:24.906
12 -	30.084	58.505	33.698	2:02.287 (1)	79.25		15:47:27.193
13 -	30.605	59.254	33.896	2:03.755	78.31	1.468	15:49:30.948

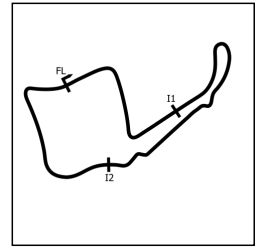
P11 72 3		Will CURTLER		Porsche Boxster 986 S - Ashgood Porsche Specialists			
IDEAL LAP TIME : 2:02.638		BEST LAP TIME : 2:02.689		DIFFERENCE : 0.051			
LAP	SECTOR 1	SECTOR 2	SECTOR 3	LAP TIME	MPH	DIFF	TIME OF DAY
1 -		1:03.506	35.642	2:20.415	69.01	17.726	15:24:53.975
2 -	30.964	1:00.340	33.632	2:04.936	77.57	2.247	15:26:58.911
3 -	30.824	59.969	33.846	2:04.639	77.75	1.950	15:29:03.550
4 -	30.816	59.711	34.452	2:04.979	77.54	2.290	15:31:08.529
5 -	30.505	59.427	34.424	2:04.356	77.93	1.667	15:33:12.885
6 -	30.377	59.535	34.021	2:03.933	78.19	1.244	15:35:16.818
7 -	30.458	59.391	33.763	2:03.612	78.40	0.923	15:37:20.430
8 -	30.934	59.573	33.495	2:04.002	78.15	1.313	15:39:24.432
9 -	30.490	59.332	33.525	2:03.347 (3)	78.56	0.658	15:41:27.779
10 -	30.249	59.057	33.383	2:02.689 (1)	78.99		15:43:30.468
11 -	30.566	1:00.136	33.683	2:04.385	77.91	1.696	15:45:34.853
12 -	30.198	59.438	33.529	2:03.165 (2)	78.68	0.476	15:47:38.018
13 -	30.384	59.871	34.958	2:05.213	77.39	2.524	15:49:43.231

P12 60 3		Anthony LEVY		Porsche Boxster 986 S - Supatune Motorsport			
IDEAL LAP TIME : 2:02.490		BEST LAP TIME : 2:02.490		DIFFERENCE : 0.000			
LAP	SECTOR 1	SECTOR 2	SECTOR 3	LAP TIME	MPH	DIFF	TIME OF DAY
1 -		1:01.483	34.615	2:17.125	70.67	14.635	15:24:50.685
2 -	31.106	1:00.873	34.507	2:06.486	76.61	3.996	15:26:57.171
3 -	31.016	1:00.036	33.944	2:04.996	77.53	2.506	15:29:02.167
4 -	30.651	1:00.323	34.737	2:05.711	77.09	3.221	15:31:07.878
5 -	30.267	1:00.140	34.203	2:04.610	77.77	2.120	15:33:12.488
6 -	30.546	59.147	34.158	2:03.851	78.24	1.361	15:35:16.339
7 -	30.751	59.042	33.997	2:03.790	78.28	1.300	15:37:20.129
8 -	30.617	59.078	34.056	2:03.751 (3)	78.31	1.261	15:39:23.880
9 -	30.871	58.821	33.713	2:03.405 (2)	78.53	0.915	15:41:27.285
10 -	30.088	58.821	33.581	2:02.490 (1)	79.11		15:43:29.775
11 -	30.586	1:14.517	35.701	2:20.804	68.82	18.314	15:45:50.579
12 -	30.849	1:00.506	34.279	2:05.634	77.13	3.144	15:47:56.213
13 -	30.765	1:00.492	34.170	2:05.427	77.26	2.937	15:50:01.640

MSVR Supercar Pageant - Oulton Park - 29th June 2024

Woods Foodservice Porsche Club Motorsport Boxster Cup

RACE 5 - SECTOR ANALYSIS



SECTOR 1 = FL to I1, SECTOR 2 = I1 to I2, SECTOR 3 = I2 to FL, DIFF = Difference To Personal Best Lap, P = Crossed Finish Line in Pit Lane, D = Time Disallowed

P13 96 3		Charlie DYE		Porsche Boxster 986 S - Montrose Racing			
IDEAL LAP TIME : 2:05.431		BEST LAP TIME : 2:06.043		DIFFERENCE : 0.612			
LAP	SECTOR 1	SECTOR 2	SECTOR 3	LAP TIME	MPH	DIFF	TIME OF DAY
1 -		1:03.320	35.673	2:21.219	68.62	15.176	15:24:54.779
2 -	32.742	1:01.665	35.218	2:09.625	74.76	3.582	15:27:04.404
3 -	32.348	1:00.699	35.243	2:08.290	75.54	2.247	15:29:12.694
4 -	31.455	59.976	34.612	2:06.043 (1)	76.88		15:31:18.737
5 -	32.385	1:01.079	34.355	2:07.819	75.82	1.776	15:33:26.556
6 -	31.955	1:00.794	34.250	2:06.999	76.31	0.956	15:35:33.555
7 -	31.861	1:00.293	34.000	2:06.154 (2)	76.82	0.111	15:37:39.709
8 -	31.898	1:00.968	34.208	2:07.074	76.26	1.031	15:39:46.783
9 -	32.120	1:01.368	34.707	2:08.195	75.59	2.152	15:41:54.978
10 -	32.615	1:01.410	34.326	2:08.351	75.50	2.308	15:44:03.329
11 -	32.590	1:00.824	34.169	2:07.583	75.96	1.540	15:46:10.912
12 -	32.019	1:00.155	34.141	2:06.315 (3)	76.72	0.272	15:48:17.227
13 -	32.011	1:00.414	34.578	2:07.003	76.30	0.960	15:50:24.230

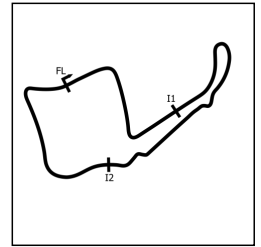
P14 68 3		Martin MASON		Porsche Boxster 986 S - Bahnsport			
IDEAL LAP TIME : 2:07.053		BEST LAP TIME : 2:07.488		DIFFERENCE : 0.435			
LAP	SECTOR 1	SECTOR 2	SECTOR 3	LAP TIME	MPH	DIFF	TIME OF DAY
1 -		1:03.513	36.537	2:20.970	68.74	13.482	15:24:54.530
2 -	32.135	1:01.667	35.422	2:09.224	74.99	1.736	15:27:03.754
3 -	31.765	1:01.517	35.675	2:08.957	75.15	1.469	15:29:12.711
4 -	32.446	1:02.208	35.935	2:10.589	74.21	3.101	15:31:23.300
5 -	31.933	1:01.015	35.119	2:08.067	75.67	0.579	15:33:31.367
6 -	31.516	1:01.314	34.857	2:07.687 (2)	75.89	0.199	15:35:39.054
7 -	31.240	1:01.040	35.208	2:07.488 (1)	76.01		15:37:46.542
8 -	31.861	1:01.158	34.987	2:08.006	75.70	0.518	15:39:54.548
9 -	31.686	1:00.956	35.312	2:07.954 (3)	75.74	0.466	15:42:02.502
10 -	31.810	1:01.137	35.078	2:08.025	75.69	0.537	15:44:10.527
11 -	32.239	1:01.099	35.219	2:08.557	75.38	1.069	15:46:19.084
12 -	31.389	1:01.946	35.700	2:09.035	75.10	1.547	15:48:28.119

P15 38 3		Eric BRIDGES		Porsche Boxster 986 S - Eric Bridges			
IDEAL LAP TIME : 2:06.322		BEST LAP TIME : 2:07.204		DIFFERENCE : 0.882			
LAP	SECTOR 1	SECTOR 2	SECTOR 3	LAP TIME	MPH	DIFF	TIME OF DAY
1 -		1:03.647	35.973	2:21.117	68.67	13.913	15:24:54.677
2 -	32.510	1:01.703	35.308	2:09.521	74.82	2.317	15:27:04.198
3 -	32.404	1:01.629	34.827	2:08.860	75.20	1.656	15:29:13.058
4 -	32.586	1:02.249	35.797	2:10.632	74.18	3.428	15:31:23.690
5 -	31.981	1:01.342	35.143	2:08.466	75.43	1.262	15:33:32.156
6 -	31.719	1:01.044	34.748	2:07.511 (3)	76.00	0.307	15:35:39.667
7 -	31.962	1:00.959	34.565	2:07.486 (2)	76.01	0.282	15:37:47.153
8 -	31.993	1:00.857	35.542	2:08.392	75.48	1.188	15:39:55.545
9 -	31.953	1:02.072	35.424	2:09.449	74.86	2.245	15:42:04.994
10 -	31.716	1:00.597	34.891	2:07.204 (1)	76.18		15:44:12.198
11 -	32.105	1:00.802	34.730	2:07.637	75.92	0.433	15:46:19.835
12 -	31.160	1:02.310	35.291	2:08.761	75.26	1.557	15:48:28.596

MSVR Supercar Pageant - Oulton Park - 29th June 2024

Woods Foodservice Porsche Club Motorsport Boxster Cup

RACE 5 - SECTOR ANALYSIS



SECTOR 1 = FL to I1, SECTOR 2 = I1 to I2, SECTOR 3 = I2 to FL, DIFF = Difference To Personal Best Lap, P = Crossed Finish Line in Pit Lane, D = Time Disallowed

P16 46 3		Tom HALE		Porsche Boxster 986 S - Tom Hale/Porsche Centre Nottingham			
IDEAL LAP TIME : 2:06.293		BEST LAP TIME : 2:07.023		DIFFERENCE : 0.730			
LAP	SECTOR 1	SECTOR 2	SECTOR 3	LAP TIME	MPH	DIFF	TIME OF DAY
1 -		1:04.552	36.333	2:24.138	67.23	17.115	15:24:57.698
2 -	31.984	1:02.136	35.069	2:09.189	75.01	2.166	15:27:06.887
3 -	31.768	1:01.043	35.226	2:08.037	75.69	1.014	15:29:14.924
4 -	31.329	1:02.385	36.221	2:09.935	74.58	2.912	15:31:24.859
5 -	31.512	1:01.563	35.180	2:08.255	75.56	1.232	15:33:33.114
6 -	31.602	1:01.101	35.356	2:08.059	75.67	1.036	15:35:41.173
7 -	31.157	1:00.996	34.870	2:07.023 (1)	76.29		15:37:48.196
8 -	31.735	1:00.650	35.311	2:07.696	75.89	0.673	15:39:55.892
9 -	32.348	1:01.846	35.292	2:09.486	74.84	2.463	15:42:05.378
10 -	31.753	1:00.675	35.043	2:07.471 (3)	76.02	0.448	15:44:12.849
11 -	32.022	1:00.849	34.486	2:07.357 (2)	76.09	0.334	15:46:20.206
12 -	31.720	1:01.840	35.503	2:09.063	75.08	2.040	15:48:29.269

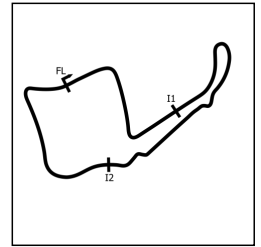
P17 25 3		Craig HORVATH		Porsche Boxster 986 S - GT one Ltd			
IDEAL LAP TIME : 2:09.193		BEST LAP TIME : 2:09.590		DIFFERENCE : 0.397			
LAP	SECTOR 1	SECTOR 2	SECTOR 3	LAP TIME	MPH	DIFF	TIME OF DAY
1 -		1:05.011	35.510	2:22.491	68.01	12.901	15:24:56.051
2 -	32.445	1:03.942	35.471	2:11.858	73.49	2.268	15:27:07.909
3 -	32.010	1:03.421	35.929	2:11.360	73.77	1.770	15:29:19.269
4 -	31.579	1:02.367	35.644	2:09.590 (1)	74.78		15:31:28.859
5 -	31.977	1:02.321	35.451	2:09.749 (2)	74.69	0.159	15:33:38.608
6 -	32.055	1:02.352	35.505	2:09.912 (3)	74.59	0.322	15:35:48.520
7 -	32.445	1:02.877	35.634	2:10.956	74.00	1.366	15:37:59.476
8 -	32.440	1:02.597	35.883	2:10.920	74.02	1.330	15:40:10.396
9 -	32.580	1:02.486	35.542	2:10.608	74.20	1.018	15:42:21.004
10 -	33.220	1:03.636	36.811	2:13.667	72.50	4.077	15:44:34.671
11 -	33.060	1:02.163	35.745	2:10.968	73.99	1.378	15:46:45.639
12 -	33.004	1:02.530	35.741	2:11.275	73.82	1.685	15:48:56.914

P18 24 3		Sarah WOOD		Porsche Boxster 986 S - Autofarm			
IDEAL LAP TIME : 2:09.505		BEST LAP TIME : 2:10.027		DIFFERENCE : 0.522			
LAP	SECTOR 1	SECTOR 2	SECTOR 3	LAP TIME	MPH	DIFF	TIME OF DAY
1 -		1:05.523	36.811	2:27.389	65.75	17.362	15:25:00.949
2 -	33.038	1:04.823	37.535	2:15.396	71.57	5.369	15:27:16.345
3 -	33.745	1:04.731	36.846	2:15.322	71.61	5.295	15:29:31.667
4 -	33.421	1:03.981	37.366	2:14.768	71.91	4.741	15:31:46.435
5 -	33.378	1:04.053	36.852	2:14.283	72.17	4.256	15:34:00.718
6 -	33.451	1:03.472	36.602	2:13.525	72.58	3.498	15:36:14.243
7 -	33.059	1:02.894	36.422	2:12.375	73.21	2.348	15:38:26.618
8 -	33.467	1:03.216	35.538	2:12.221	73.29	2.194	15:40:38.839
9 -	33.019	1:03.696	36.872	2:13.587	72.54	3.560	15:42:52.426
10 -	32.656	1:01.772	35.640	2:10.068 (2)	74.50	0.041	15:45:02.494
11 -	32.662	1:02.496	36.889	2:12.047 (3)	73.39	2.020	15:47:14.541
12 -	32.210	1:01.757	36.060	2:10.027 (1)	74.53		15:49:24.568

MSVR Supercar Pageant - Oulton Park - 29th June 2024

Woods Foodservice Porsche Club Motorsport Boxster Cup

RACE 5 - SECTOR ANALYSIS



SECTOR 1 = FL to I1, SECTOR 2 = I1 to I2, SECTOR 3 = I2 to FL, DIFF = Difference To Personal Best Lap, P = Crossed Finish Line in Pit Lane, D = Time Disallowed

P19 64 3		David HUSSEY		Porsche Boxster 986 S - philip raby ltd			
IDEAL LAP TIME : 2:09.370		BEST LAP TIME : 2:10.155		DIFFERENCE : 0.785			
LAP	SECTOR 1	SECTOR 2	SECTOR 3	LAP TIME	MPH	DIFF	TIME OF DAY
1 -		1:06.933	36.907	2:28.234	65.37	18.079	15:25:01.794
2 -	33.684	1:04.749	37.213	2:15.646	71.44	5.491	15:27:17.440
3 -	33.457	1:05.465	36.276	2:15.198	71.68	5.043	15:29:32.638
4 -	33.034	1:03.886	37.224	2:14.144	72.24	3.989	15:31:46.782
5 -	33.633	1:03.955	36.882	2:14.470	72.07	4.315	15:34:01.252
6 -	33.587	1:03.231	36.543	2:13.361	72.66	3.206	15:36:14.613
7 -	33.280	1:02.679	36.282	2:12.241	73.28	2.086	15:38:26.854
8 -	33.818	1:02.903	35.756	2:12.477	73.15	2.322	15:40:39.331
9 -	33.186	1:03.478	36.647	2:13.311	72.69	3.156	15:42:52.642
10 -	32.955	1:02.079	35.121	2:10.155 (1)	74.45		15:45:02.797
11 -	32.931	1:02.224	36.792	2:11.947 (3)	73.44	1.792	15:47:14.744
12 -	32.430	1:01.819	36.630	2:10.879 (2)	74.04	0.724	15:49:25.623

P20 81 3		Perry DARLING		Porsche Boxster 986 S - Supatune			
IDEAL LAP TIME : 1:58.434		BEST LAP TIME : 1:58.740		DIFFERENCE : 0.306			
LAP	SECTOR 1	SECTOR 2	SECTOR 3	LAP TIME	MPH	DIFF	TIME OF DAY
1 -		59.475	32.660	2:07.898	75.77	9.158	15:24:41.458
2 -	29.092	57.397	32.251	1:58.740 (1)	81.61		15:26:40.198
3 -	29.009	57.692	32.332	1:59.033 (2)	81.41	0.293	15:28:39.231
4 -	28.786	1:15.913	33.117	2:17.816	70.32	19.076	15:30:57.047
5 -	29.150	57.535	32.920	1:59.605 (3)	81.02	0.865	15:32:56.652
6 -	29.465	58.065	33.623	2:01.153	79.99	2.413	15:34:57.805
7 -	30.136	58.258	33.860	2:02.254	79.27	3.514	15:37:00.059
8 -	30.211	58.437	32.907	2:01.555	79.72	2.815	15:39:01.614
9 -	29.785	59.184	33.646	2:02.615	79.03	3.875	15:41:04.229
10 -	30.725	58.706	34.372	2:03.803	78.28	5.063	15:43:08.032

MSVR Supercar Pageant - Oulton Park - 29th June 2024

Woods Foodservice Porsche Club Motorsport Boxster Cup

RACE 5 - BEST SECTORS

SECTOR 1			SECTOR 2			SECTOR 3			IDEAL / BEST COMPARISON						
POS	NO	NAME	TIME	NO	NAME	TIME	NO	NAME	TIME	POS	NO	NAME	IDEAL	BEST	DIFF
												PERFECT LAP	1:57.457		
1	81	DARLING	28.786	6	THOMPSON	56.452	11	CHARTERS	32.219	1	11	CHARTERS	1:57.774	1:58.280	0.506
2	11	CHARTERS	28.813	53	GREGORY	56.571	81	DARLING	32.251	2	53	GREGORY	1:57.828	1:58.070	0.242
3	17	KING	28.831	17	KING	56.601	53	GREGORY	32.275	3	6	THOMPSON	1:57.840	1:58.096	0.256
4	86	GREWCOCK	28.876	11	CHARTERS	56.742	6	THOMPSON	32.413	4	17	KING	1:57.855	1:58.444	0.589
5	6	THOMPSON	28.975	86	GREWCOCK	56.968	17	KING	32.423	5	81	DARLING	1:58.434	1:58.740	0.306
6	53	GREGORY	28.982	90	THOMSON	57.206	86	GREWCOCK	32.601	6	86	GREWCOCK	1:58.445	1:58.776	0.331
7	90	THOMSON	29.412	81	DARLING	57.397	90	THOMSON	32.696	7	90	THOMSON	1:59.314	1:59.886	0.572
8	20	NOBLE-EVANS	29.501	27	DARCY	57.792	27	DARCY	33.130	8	27	DARCY	2:00.571	2:00.784	0.213
9	27	DARCY	29.649	20	NOBLE-EVANS	58.032	66	SUDERA	33.182	9	20	NOBLE-EVANS	2:00.737	2:01.633	0.896
10	55	ADAMS	29.738	66	SUDERA	58.505	20	NOBLE-EVANS	33.204	10	55	ADAMS	2:01.547	2:02.089	0.542
11	66	SUDERA	30.084	55	ADAMS	58.600	55	ADAMS	33.209	11	66	SUDERA	2:01.771	2:02.287	0.516
12	60	LEVY	30.088	60	LEVY	58.821	72	CURTTLER	33.383	12	60	LEVY	2:02.490	2:02.490	0.000
13	72	CURTTLER	30.198	72	CURTTLER	59.057	60	LEVY	33.581	13	72	CURTTLER	2:02.638	2:02.689	0.051
14	46	HALE	31.157	96	DYE	59.976	96	DYE	34.000	14	96	DYE	2:05.431	2:06.043	0.612
15	38	BRIDGES	31.160	38	BRIDGES	1:00.597	46	HALE	34.486	15	46	HALE	2:06.293	2:07.023	0.730
16	68	MASON	31.240	46	HALE	1:00.650	38	BRIDGES	34.565	16	38	BRIDGES	2:06.322	2:07.204	0.882
17	96	DYE	31.455	68	MASON	1:00.956	68	MASON	34.857	17	68	MASON	2:07.053	2:07.488	0.435
18	25	HORVATH	31.579	24	WOOD	1:01.757	64	HUSSEY	35.121	18	25	HORVATH	2:09.193	2:09.590	0.397
19	24	WOOD	32.210	64	HUSSEY	1:01.819	25	HORVATH	35.451	19	64	HUSSEY	2:09.370	2:10.155	0.785
20	64	HUSSEY	32.430	25	HORVATH	1:02.163	24	WOOD	35.538	20	24	WOOD	2:09.505	2:10.027	0.522
21															

MSVR Supercar Pageant - Oulton Park - 29th June 2024

Woods Foodservice Porsche Club Motorsport Boxster Cup

RACE 5 - STATISTICS

Competitors Started 20
Planned Start 2024-06-29 @ 15:15:00.000
Actual Start 2024-06-29 @ 15:22:33.559
Finish Time 2024-06-29 @ 15:48:26.305
Track Length 2.6920mi.
Total Laps 251
Total Distance Covered 675.6991mi.

Session Fastest Lap History

NO	CL	NAME	LAP TIME	TIME OF DAY	LAP	VEHICLE
6	3	Mike THOMPSON	2:04.708	15:24:38.264	1	Porsche Boxster 986 S
6	3	Mike THOMPSON	1:58.300	15:26:36.565	2	Porsche Boxster 986 S
11	3	Ryan CHARTERS	1:58.280	15:34:35.989	6	Porsche Boxster 986 S
6	3	Mike THOMPSON	1:58.096	15:36:29.781	7	Porsche Boxster 986 S
53	3	Wayne GREGORY	1:58.070	15:36:34.976	7	Porsche Boxster 986 S

Session Leader History

NO	CL	NAME	FROM LAP	LAPS LED	DISTANCE	VEHICLE
6	3	Mike THOMPSON	1	13	34.99 miles	Porsche Boxster 986 S

Flag History

TYPE	TIME OF DAY
GREEN	15:22:33.559
FINISH	15:48:26.305

Flag Statistics

TYPE	COUNT	TOTAL LAPS	TOTAL TIME
Green	1	13	28:04.287
Red	0	0	0.000
Safety Car	0	0	0.000
FCY	0	0	0.000

MSVR Supercar Pageant - Oulton Park - 29th June 2024

Woods Foodservice Porsche Club Motorsport Boxster Cup

RACE 5 - STATISTICS

CLASS : 3

20 Starters

Fastest Lap History

NO	NAME	LAP TIME	TIME OF DAY	LAP	VEHICLE
6	Mike THOMPSON	2:04.708	15:24:38.264	1	Porsche Boxster 986 S
6	Mike THOMPSON	1:58.300	15:26:36.565	2	Porsche Boxster 986 S
11	Ryan CHARTERS	1:58.280	15:34:35.989	6	Porsche Boxster 986 S
6	Mike THOMPSON	1:58.096	15:36:29.781	7	Porsche Boxster 986 S
53	Wayne GREGORY	1:58.070	15:36:34.976	7	Porsche Boxster 986 S

Leader History

NO	NAME	FROM LAP	LAPS LED	DISTANCE	VEHICLE
6	Mike THOMPSON	1	13	34.99 miles	Porsche Boxster 986 S