



Porsche Club

Motorsport



BOXSTER CUP



Brands Hatch GP

18th May 2024

Results





BrandsHatch

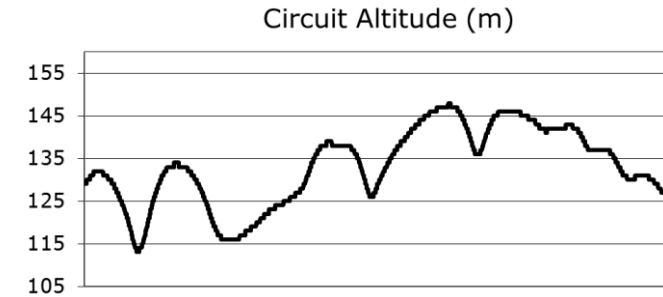
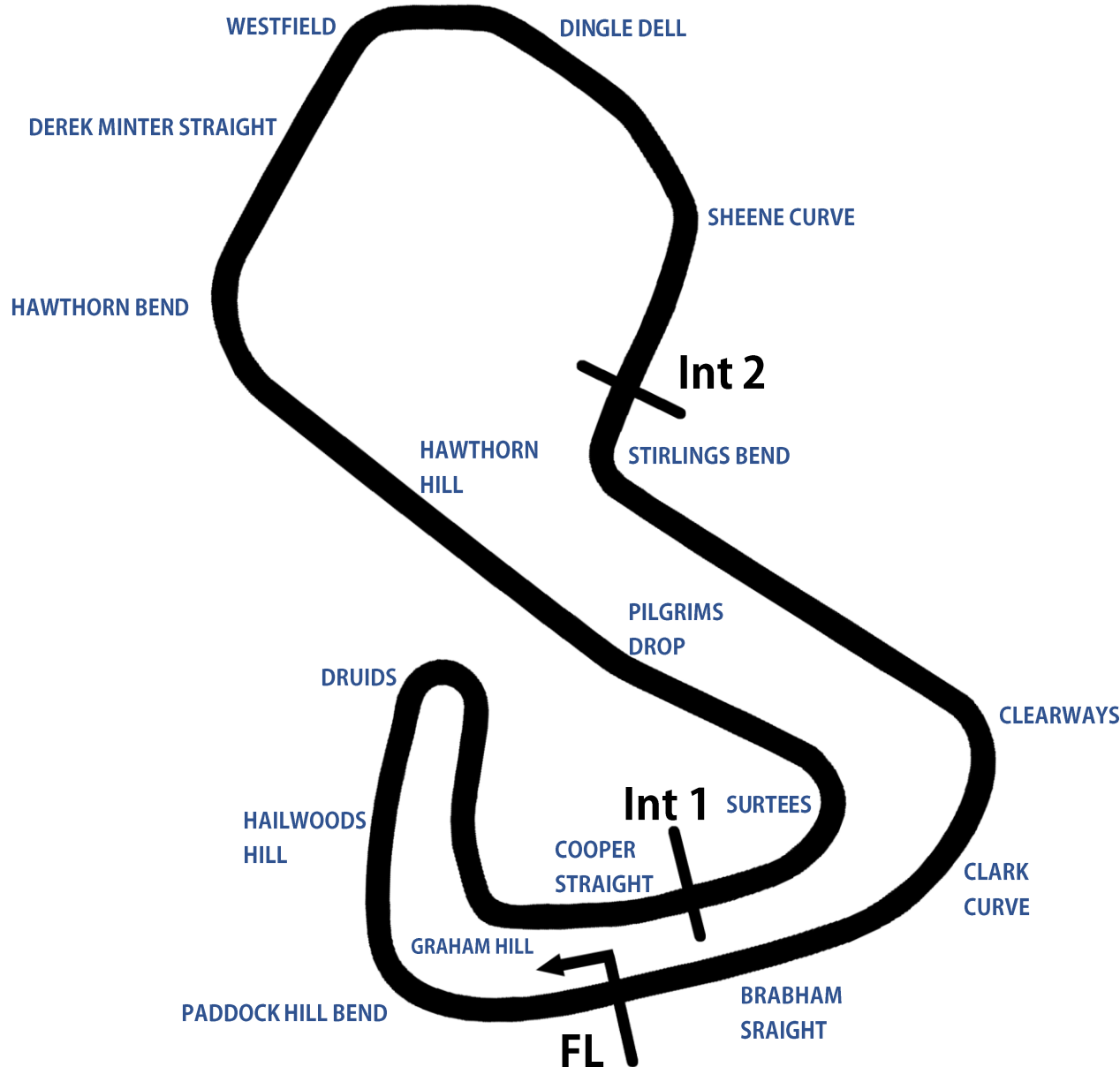
Brands Hatch Grand Prix Circuit

Fawkham, Longfield, Kent, UK



SPORTS TIMING

TIMING SOLUTIONS LTD



Length	2.4332 miles 3.916 km 3916.0 m		
FL		51.36032 N	0.26032 E
Int 1	1116m	51.35934 N	0.25955 E
Int 2	2928m	51.35532 N	0.26250 E
Pit Entry	3646m	51.35911 N	0.25743 E
Pit Exit	26m after FL	51.36027 N	0.26078 E
Pit Entry - Pit Exit	277m, 19.9s @ 50kph, 16.6s @ 60kph		

Results & Live Timing available at – www.tsl-timing.com

Updated - 24/01/2024 10:10

Woods Foodservice Boxster Cup

QUALIFYING - RACE 4 - CLASSIFICATION

POS	NO	NAME	ENTRY	TIME	ON	LAPS	GAP	DIFF	MPH
1	81	Perry DARLING	Porsche Boxster S	1:45.632	7	7			82.92
2	44*	Scott EVANS	Porsche Boxster S	1:45.977	2	2	0.345	0.345	82.65
3	90*	Sarah THOMSON	Porsche Boxster 986S	1:47.101	7	7	1.469	1.124	81.79
4	99*	Graham HEARD	Porsche Boxster 986S	1:47.880	5	7	2.248	0.779	81.19
5	20	Faye NOBLE-EVANS	Porsche Boxster 986S	1:47.981	7	7	2.349	0.101	81.12
6	53	Wayne GREGORY	Porsche Boxster 986S	1:48.173	7	7	2.541	0.192	80.97
7	86	Ben GREWCOCK	Porsche Boxster S	1:48.355	7	7	2.723	0.182	80.84
8	11*	Ryan CHARTERS	Porsche Boxster S	1:50.081	6	7	4.449	1.726	79.57
9	17*	Darren KING	Porsche Boxster 986S	1:50.395	7	7	4.763	0.314	79.34
10	6	Mike THOMPSON	Porsche Boxster 986S	1:50.591	3	3	4.959	0.196	79.20
11	46	Matt GOUGH	Porsche Boxster S	1:51.132	6	6	5.500	0.541	78.82
12	60*	Anthony LEVY	Porsche Boxster S	1:51.303	5	5	5.671	0.171	78.70
13	72	Mike CURTLER	Porsche Boxster S	1:51.541	6	6	5.909	0.238	78.53
14	36*	Will CURTLER	Porsche Boxster S	1:51.615	6	6	5.983	0.074	78.48
15	27	Barrington DARCY	Porsche Boxster S	1:51.896	3	6	6.264	0.281	78.28
16	22*	Nick WALLIS	Porsche Boxster S	1:53.291	6	6	7.659	1.395	77.32
17	61	Nick LAWRENCE	Porsche Boxster S	1:54.999	5	6	9.367	1.708	76.17
18	38	Eric BRIDGES	Porsche Boxster S	1:55.343	2	5	9.711	0.344	75.94
19	24	Sarah WOOD	Porsche Boxster S	1:59.054	6	6	13.422	3.711	73.57
20	68	Martin MASON	Porsche Boxster S	1:59.480	6	6	13.848	0.426	73.31
21	64	David HUSSEY	Porsche Boxster S	1:59.672	6	6	14.040	0.192	73.19
22	25	Craig HORVATH	Porsche Boxster S	1:59.785	6	6	14.153	0.113	73.12
23	51*	Stuart WARNER	Porsche Boxster S	1:59.993	5	5	14.361	0.208	73.00

Comments:

No. 17, 22, 36, 90, 99 - 1 Lap time disallowed; exceeding track limits.

No. 11 - 3 Lap times disallowed; exceeding track limits.

Weather / Track : Overcast / Dry

These results are provisional until the conclusion of any judicial and technical matters.

Date: 18/05/2024 Start: 12:52 Finish: 13:05

Brands Hatch GP: 2.4332 miles

Clerk Of Course: Andy Stevens

Stewards:

Timekeeper: Richard Lomax



Woods Foodservice Boxster Cup

QUALIFYING - RACE 8 - 2ND FASTEST CLASSIFICATION

POS	NO	NAME	ENTRY	TIME	ON	LAPS	GAP	DIFF	MPH
1	81	Perry DARLING	Porsche Boxster S	1:46.792	5	7			82.02
2	90*	Sarah THOMSON	Porsche Boxster 986S	1:47.676	6	7	0.884	0.884	81.35
3	86	Ben GREWCOCK	Porsche Boxster S	1:48.905	6	7	2.113	1.229	80.43
4	99*	Graham HEARD	Porsche Boxster 986S	1:48.926	6	7	2.134	0.021	80.42
5	53	Wayne GREGORY	Porsche Boxster 986S	1:49.436	3	7	2.644	0.510	80.04
6	20	Faye NOBLE-EVANS	Porsche Boxster 986S	1:49.723	3	7	2.931	0.287	79.83
7	17*	Darren KING	Porsche Boxster 986S	1:51.409	3	7	4.617	1.686	78.62
8	44*	Scott EVANS	Porsche Boxster S	1:52.252	1	2	5.460	0.843	78.03
9	11*	Ryan CHARTERS	Porsche Boxster S	1:52.297	3	7	5.505	0.045	78.00
10	46	Matt GOUGH	Porsche Boxster S	1:52.910	3	6	6.118	0.613	77.58
11	27	Barrington DARCY	Porsche Boxster S	1:52.970	4	6	6.178	0.060	77.54
12	72	Mike CURTLER	Porsche Boxster S	1:53.275	4	6	6.483	0.305	77.33
13	36*	Will CURTLER	Porsche Boxster S	1:53.362	2	6	6.570	0.087	77.27
14	22*	Nick WALLIS	Porsche Boxster S	1:55.152	5	6	8.360	1.790	76.07
15	6	Mike THOMPSON	Porsche Boxster 986S	1:55.165	2	3	8.373	0.013	76.06
16	60*	Anthony LEVY	Porsche Boxster S	1:55.786	2	5	8.994	0.621	75.65
17	61	Nick LAWRENCE	Porsche Boxster S	1:56.483	6	6	9.691	0.697	75.20
18	38	Eric BRIDGES	Porsche Boxster S	1:59.469	1	5	12.677	2.986	73.32
19	24	Sarah WOOD	Porsche Boxster S	1:59.953	5	6	13.161	0.484	73.02
20	68	Martin MASON	Porsche Boxster S	2:00.612	3	6	13.820	0.659	72.62
21	51*	Stuart WARNER	Porsche Boxster S	2:00.902	2	5	14.110	0.290	72.45
22	25	Craig HORVATH	Porsche Boxster S	2:01.033	5	6	14.241	0.131	72.37
23	64	David HUSSEY	Porsche Boxster S	2:02.883	5	6	16.091	1.850	71.28

Comments:

No. 17, 22, 36, 90, 99 - 1 Lap time disallowed; exceeding track limits.

No. 11 - 3 Lap times disallowed; exceeding track limits.

Weather / Track : Overcast / Dry

These results are provisional until the conclusion of any judicial and technical matters.

Date: 18/05/2024 Start: 12:52 Finish: 13:05

Brands Hatch GP: 2.4332 miles

Clerk Of Course: Andy Stevens

Stewards:

Timekeeper: Richard Lomax



Woods Foodservice Boxster Cup

QUALIFYING - RACES 4 & 8 - LAP ANALYSIS

DIFF = Difference To Personal Best Lap

P1 81 Perry DARLING				
LAP	LAP TIME	DIFF	MPH	TIME OF DAY
1 -	1:57.608	11.976	74.48	12:55:39.675
2 -	1:55.578	9.946	75.79	12:57:35.253
3 -	1:52.327	6.695	77.98	12:59:27.580
4 -	1:50.614	4.982	79.19	13:01:18.194
5 -	1:46.792 (2)	1.160	82.02	13:03:04.986
6 -	1:46.898 (3)	1.266	81.94	13:04:51.884
7 -	1:45.632 (1)		82.92	13:06:37.516

P2 44 Scott EVANS				
LAP	LAP TIME	DIFF	MPH	TIME OF DAY
1 -	1:52.252 (2)	6.275	78.03	12:56:40.694
2 -	1:45.977 (1)		82.65	12:58:26.671

P3 90 Sarah THOMSON				
LAP	LAP TIME	DIFF	MPH	TIME OF DAY
1 -	2:04.667	17.566	70.26	12:55:16.982
2 -	1:51.238	4.137	78.74	12:57:08.220
3 -	1:48.657 (3)	1.556	80.61	12:58:56.877
4 -	1:50.168 D	3.067	79.51	13:00:47.045
5 -	1:50.647	3.546	79.16	13:02:37.692
6 -	1:47.676 (2)	0.575	81.35	13:04:25.368
7 -	1:47.101 (1)		81.79	13:06:12.469

P4 99 Graham HEARD				
LAP	LAP TIME	DIFF	MPH	TIME OF DAY
1 -	1:59.305	11.425	73.42	12:55:42.393
2 -	1:53.154	5.274	77.41	12:57:35.547
3 -	1:50.309	2.429	79.41	12:59:25.856
4 -	1:50.037 (3)	2.157	79.60	13:01:15.893
5 -	1:47.880 (1)		81.19	13:03:03.773
6 -	1:48.926 (2)	1.046	80.42	13:04:52.699
7 -	1:46.359 D		82.36	13:06:39.058

P5 20 Faye NOBLE-EVANS				
LAP	LAP TIME	DIFF	MPH	TIME OF DAY
1 -	2:01.006	13.025	72.39	12:55:29.057
2 -	1:53.834	5.853	76.95	12:57:22.891
3 -	1:49.723 (2)	1.742	79.83	12:59:12.614
4 -	1:52.106	4.125	78.13	13:01:04.720
5 -	1:52.156	4.175	78.10	13:02:56.876
6 -	1:51.169 (3)	3.188	78.79	13:04:48.045
7 -	1:47.981 (1)		81.12	13:06:36.026

P6 53 Wayne GREGORY				
LAP	LAP TIME	DIFF	MPH	TIME OF DAY
1 -	2:02.706	14.533	71.38	12:55:17.660
2 -	1:51.612	3.439	78.48	12:57:09.272
3 -	1:49.436 (2)	1.263	80.04	12:58:58.708
4 -	1:53.118	4.945	77.43	13:00:51.826
5 -	1:50.359	2.186	79.37	13:02:42.185
6 -	1:49.681 (3)	1.508	79.86	13:04:31.866
7 -	1:48.173 (1)		80.97	13:06:20.039

P7 86 Ben GREWCOCK				
LAP	LAP TIME	DIFF	MPH	TIME OF DAY
1 -	2:03.199	14.844	71.10	12:55:36.681
2 -	1:56.451	8.096	75.22	12:57:33.132

DIFF = Difference To Personal Best Lap

3 -	1:52.522	4.167	77.85	12:59:25.654
4 -	1:51.363	3.008	78.66	13:01:17.017
5 -	1:50.334 (3)	1.979	79.39	13:03:07.351
6 -	1:48.905 (2)	0.550	80.43	13:04:56.256
7 -	1:48.355 (1)		80.84	13:06:44.611

P8 11 Ryan CHARTERS				
LAP	LAP TIME	DIFF	MPH	TIME OF DAY
1 -	1:58.877	8.796	73.68	12:55:01.938
2 -	1:53.333 (3)	3.252	77.29	12:56:55.271
3 -	1:52.297 (2)	2.216	78.00	12:58:47.568
4 -	1:51.605 D	1.524	78.48	13:00:39.173
5 -	1:50.125 D	0.044	79.54	13:02:29.298
6 -	1:50.081 (1)		79.57	13:04:19.379
7 -	1:48.437 D		80.78	13:06:07.816

P9 17 Darren KING				
LAP	LAP TIME	DIFF	MPH	TIME OF DAY
1 -	2:03.418	13.023	70.97	12:55:03.962
2 -	1:54.131	3.736	76.75	12:56:58.093
3 -	1:51.409 (2)	1.014	78.62	12:58:49.502
4 -	1:52.742	2.347	77.69	13:00:42.244
5 -	1:51.474 (3)	1.079	78.58	13:02:33.718
6 -	1:52.839 D	2.444	77.63	13:04:26.557
7 -	1:50.395 (1)		79.34	13:06:16.952

P10 6 Mike THOMPSON				
LAP	LAP TIME	DIFF	MPH	TIME OF DAY
1 -	2:06.230	15.639	69.39	12:55:16.268
2 -	1:55.165 (2)	4.574	76.06	12:57:11.433
3 -	1:50.591 (1)		79.20	12:59:02.024

P11 46 Matt GOUGH				
LAP	LAP TIME	DIFF	MPH	TIME OF DAY
1 -	2:05.895	14.763	69.58	12:56:10.694
2 -	1:55.537	4.405	75.81	12:58:06.231
3 -	1:52.910 (2)	1.778	77.58	12:59:59.141
4 -	1:57.132	6.000	74.78	13:01:56.273
5 -	1:53.773 (3)	2.641	76.99	13:03:50.046
6 -	1:51.132 (1)		78.82	13:05:41.178

P12 60 Anthony LEVY				
LAP	LAP TIME	DIFF	MPH	TIME OF DAY
1 -	1:56.941	5.638	74.90	12:57:45.504
2 -	1:55.786 (2)	4.483	75.65	12:59:41.290
3 -	2:02.593	11.290	71.45	13:01:43.883
4 -	1:56.070 (3)	4.767	75.47	13:03:39.953
5 -	1:51.303 (1)		78.70	13:05:31.256

P13 72 Mike CURTLER				
LAP	LAP TIME	DIFF	MPH	TIME OF DAY
1 -	1:56.649	5.108	75.09	12:56:56.955
2 -	1:55.853	4.312	75.61	12:58:52.808
3 -	1:53.993 (3)	2.452	76.84	13:00:46.801
4 -	1:53.275 (2)	1.734	77.33	13:02:40.076
5 -	1:54.385	2.844	76.58	13:04:34.461
6 -	1:51.541 (1)		78.53	13:06:26.002

Woods Foodservice Boxster Cup

QUALIFYING - RACES 4 & 8 - LAP ANALYSIS

DIFF = Difference To Personal Best Lap

P14 36 Will CURTLER				
LAP	LAP TIME	DIFF	MPH	TIME OF DAY
1 -	4:57.248 D	5.633	74.71	12:57:00.575
2 -	1:53.362 (2)	1.747	77.27	12:58:53.937
3 -	1:56.303	4.688	75.31	13:00:50.240
4 -	1:55.424	3.809	75.89	13:02:45.664
5 -	1:53.503 (3)	1.888	77.17	13:04:39.167
6 -	1:51.615 (1)		78.48	13:06:30.782

P15 27 Barrington DARCY				
LAP	LAP TIME	DIFF	MPH	TIME OF DAY
1 -	2:06.625	14.729	69.17	12:55:26.457
2 -	1:54.392 (3)	2.496	76.57	12:57:20.849
3 -	1:51.896 (1)		78.28	12:59:12.745
4 -	1:52.970 (2)	1.074	77.54	13:01:05.715
5 -	2:56.739 P	1:04.843	49.56	13:04:02.454
6 -	1:51.918	0.022	78.27	13:05:54.372

P16 22 Nick WALLIS				
LAP	LAP TIME	DIFF	MPH	TIME OF DAY
1 -	2:07.011	13.720	68.96	12:55:32.271
2 -	2:04.799	11.508	70.19	12:57:37.070
3 -	4:55.977 D	2.686	75.53	12:59:33.047
4 -	1:59.926 (3)	6.635	73.04	13:01:32.973
5 -	1:55.152 (2)	1.861	76.07	13:03:28.125
6 -	1:53.291 (1)		77.32	13:05:21.416

P17 61 Nick LAWRENCE				
LAP	LAP TIME	DIFF	MPH	TIME OF DAY
1 -	2:09.561	14.562	67.61	12:55:50.730
2 -	1:56.849 (3)	1.850	74.96	12:57:47.579
3 -	1:58.053	3.054	74.20	12:59:45.632
4 -	2:00.608	5.609	72.63	13:01:46.240
5 -	1:54.999 (1)		76.17	13:03:41.239
6 -	1:56.483 (2)	1.484	75.20	13:05:37.722

P18 38 Eric BRIDGES				
LAP	LAP TIME	DIFF	MPH	TIME OF DAY
1 -	1:59.469 (2)	4.126	73.32	12:57:02.457
2 -	1:55.343 (1)		75.94	12:58:57.800
3 -	1:59.925 (3)	4.582	73.04	13:00:57.725
4 -	2:05.205	9.862	69.96	13:03:02.930
5 -	2:00.317	4.974	72.80	13:05:03.247

P19 24 Sarah WOOD				
LAP	LAP TIME	DIFF	MPH	TIME OF DAY
1 -	2:13.052	13.998	65.83	12:55:20.417
2 -	2:04.319	5.265	70.46	12:57:24.736
3 -	2:01.417 (3)	2.363	72.14	12:59:26.153
4 -	2:05.023	5.969	70.06	13:01:31.176
5 -	1:59.953 (2)	0.899	73.02	13:03:31.129
6 -	1:59.054 (1)		73.57	13:05:30.183

P20 68 Martin MASON				
LAP	LAP TIME	DIFF	MPH	TIME OF DAY
1 -	2:10.430	10.950	67.16	12:55:28.624
2 -	2:02.906	3.426	71.27	12:57:31.530
3 -	2:00.612 (2)	1.132	72.62	12:59:32.142
4 -	2:04.638	5.158	70.28	13:01:36.780

DIFF = Difference To Personal Best Lap

5 -	2:01.800 (3)	2.320	71.91	13:03:38.580
6 -	1:59.480 (1)		73.31	13:05:38.060

P21 64 David HUSSEY				
LAP	LAP TIME	DIFF	MPH	TIME OF DAY
1 -	2:20.382	20.710	62.40	12:55:26.828
2 -	2:10.595	10.923	67.07	12:57:37.423
3 -	2:06.133 (3)	6.461	69.44	12:59:43.556
4 -	2:06.842	7.170	69.06	13:01:50.398
5 -	2:02.883 (2)	3.211	71.28	13:03:53.281
6 -	1:59.672 (1)		73.19	13:05:52.953

P22 25 Craig HORVATH				
LAP	LAP TIME	DIFF	MPH	TIME OF DAY
1 -	2:13.913	14.128	65.41	12:55:37.489
2 -	2:04.251 (3)	4.466	70.50	12:57:41.740
3 -	3:08.069 P	1:08.284	46.57	13:00:49.809
4 -	2:03.975	4.190	70.65	13:02:53.784
5 -	2:01.033 (2)	1.248	72.37	13:04:54.817
6 -	1:59.785 (1)		73.12	13:06:54.602

P23 51 Stuart WARNER				
LAP	LAP TIME	DIFF	MPH	TIME OF DAY
1 -	2:02.860 (3)	2.867	71.29	12:57:53.397
2 -	2:00.902 (2)	0.909	72.45	12:59:54.299
3 -	2:09.820	9.827	67.47	13:02:04.119
4 -	2:05.358	5.365	69.87	13:04:09.477
5 -	1:59.993 (1)		73.00	13:06:09.470

Woods Foodservice Boxster Cup

QUALIFYING - RACES 4 & 8 - STATISTICS

Competitors Started 23
Planned Start 2024-05-18 @ 11:00:00.000
Actual Start 2024-05-18 @ 12:52:59.456
Finish Time 2024-05-18 @ 13:05:01.122
Track Length 2.4332mi.
Total Laps 136
Total Distance Covered 330.9273mi.

Session Fastest Lap History

NO	NAME	LAP TIME	TIME OF DAY	LAP	VEHICLE
44	Scott EVANS	1:52.252	12:56:40.694	1	Porsche Boxster S
90	Sarah THOMSON	1:51.238	12:57:08.232	2	Porsche Boxster 986S
44	Scott EVANS	1:45.977	12:58:26.671	2	Porsche Boxster S
81	Perry DARLING	1:45.632	13:06:37.520	7	Porsche Boxster S

Flag History


TYPE	TIME OF DAY
GREEN	12:52:59.456
FINISH	13:05:01.122

Flag Statistics

TYPE	COUNT	TOTAL LAPS	TOTAL TIME
Green	1	7	14:09.485
Red	0	0	0.000
Safety Car	0	0	0.000
FCY	0	0	0.000

Woods Foodservice Boxster Cup

RACE 4 - GRID (25 minutes)

ROW 12		23	1:59.993 51 Stuart WARNER			
ROW 11	21	1:59.672 64 David HUSSEY		22	1:59.785 25 Craig HORVATH	
ROW 10		19	1:59.054 24 Sarah WOOD		20	1:59.480 68 Martin MASON
ROW 9	17	1:54.999 61 Nick LAWRENCE		18	1:55.343 38 Eric BRIDGES	
ROW 8		15	1:51.896 27 Barrington DARCY		16	1:53.291 22 Nick WALLIS
ROW 7	13	1:51.541 72 Mike CURTLER		14	1:51.615 36 Will CURTLER	
ROW 6		11	1:51.132 46 Matt GOUGH		12	1:51.303 60 Anthony LEVY
ROW 5	9	1:50.395 17 Darren KING		10	1:50.591 6 Mike THOMPSON	
ROW 4		7	1:48.355 86 Ben GREWCOCK		8	1:50.081 11 Ryan CHARTERS
ROW 3	5	1:47.981 20 Faye NOBLE-EVANS		6	1:48.173 53 Wayne GREGORY	
ROW 2		3	1:47.101 90 Sarah THOMSON		4	1:47.880 99 Graham HEARD
ROW 1	1	1:45.632 81 Perry DARLING		2	1:45.977 44 Scott EVANS	
Pole						
						

These results are provisional until the conclusion of any judicial and technical matters.

Brands Hatch GP: 2.4332 miles

Clerk Of Course: Andy Stevens


Stewards:

Timekeeper: Richard Lomax



Woods Foodservice Boxster Cup

RACE 8 - GRID (25 minutes)

ROW 12		23	2:02.883 64 David HUSSEY			
ROW 11	21	2:00.902 51 Stuart WARNER		22	2:01.033 25 Craig HORVATH	
ROW 10		19	1:59.953 24 Sarah WOOD		20	2:00.612 68 Martin MASON
ROW 9	17	1:56.483 61 Nick LAWRENCE		18	1:59.469 38 Eric BRIDGES	
ROW 8		15	1:55.165 6 Mike THOMPSON		16	1:55.786 60 Anthony LEVY
ROW 7	13	1:53.362 36 Will CURTLER		14	1:55.152 22 Nick WALLIS	
ROW 6		11	1:52.970 27 Barrington DARCY		12	1:53.275 72 Mike CURTLER
ROW 5	9	1:52.297 11 Ryan CHARTERS		10	1:52.910 46 Matt GOUGH	
ROW 4		7	1:51.409 17 Darren KING		8	1:52.252 44 Scott EVANS
ROW 3	5	1:49.436 53 Wayne GREGORY		6	1:49.723 20 Faye NOBLE-EVANS	
ROW 2		3	1:48.905 86 Ben GREWCOCK		4	1:48.926 99 Graham HEARD
ROW 1	1	1:46.792 81 Perry DARLING		2	1:47.676 90 Sarah THOMSON	
Pole						
						

These results are provisional until the conclusion of any judicial and technical matters.

Brands Hatch GP: 2.4332 miles

Clerk Of Course: Andy Stevens

Stewards:

Timekeeper: Richard Lomax



Woods Foodservice Boxster Cup

RACE 4 - CLASSIFICATION

Race Distance: 5 Laps / 12.16 miles

POS	NO	NAME	ENTRY	LAPS	TIME	GAP	DIFF	MPH	BEST	ON	GRD	↑↓
1	81	Perry DARLING	Porsche Boxster S	5	8:56.331			81.66	1:45.519	2	1	0
2	99	Graham HEARD	Porsche Boxster 986S	5	8:57.188	0.857	0.857	81.53	1:45.113	2	4	2
3	20	Faye NOBLE-EVANS	Porsche Boxster 986S	5	8:59.519	3.188	2.331	81.18	1:45.998	2	5	2
4	53	Wayne GREGORY	Porsche Boxster 986S	5	8:59.733	3.402	0.214	81.14	1:45.543	2	6	2
5	90	Sarah THOMSON	Porsche Boxster 986S	5	9:02.400	6.069	2.667	80.75	1:46.068	4	3	-2
6	11	Ryan CHARTERS	Porsche Boxster S	5	9:03.276	6.945	0.876	80.62	1:45.867	5	8	2
7	17	Darren KING	Porsche Boxster 986S	5	9:07.825	11.494	4.549	79.95	1:46.603	5	9	2
8	27	Barrington DARCY	Porsche Boxster S	5	9:17.395	21.064	9.570	78.57	1:47.510	4	15	7
9	72	Mike CURTLER	Porsche Boxster S	5	9:29.024	32.693	11.629	76.97	1:50.539	5	13	4
10	46	Matt GOUGH	Porsche Boxster S	5	9:30.197	33.866	1.173	76.81	1:50.608	5	11	1
11	60	Anthony LEVY	Porsche Boxster S	5	9:32.740	36.409	2.543	76.47	1:50.934	4	12	1
12	38	Eric BRIDGES	Porsche Boxster S	5	9:42.373	46.042	9.633	75.20	1:53.982	4	18	6
13	61	Nick LAWRENCE	Porsche Boxster S	5	9:53.853	57.522	11.480	73.75	1:54.062	2	17	4
14	25	Craig HORVATH	Porsche Boxster S	5	9:57.228	1:00.897	3.375	73.33	1:56.293	5	22	8
15	24	Sarah WOOD	Porsche Boxster S	5	10:00.137	1:03.806	2.909	72.98	1:56.091	4	19	4
16	51	Stuart WARNER	Porsche Boxster S	5	10:01.732	1:05.401	1.595	72.78	1:56.082	5	23	7
17	68	Martin MASON	Porsche Boxster S	5	10:02.112	1:05.781	0.380	72.74	1:56.256	5	20	3
18	64	David HUSSEY	Porsche Boxster S	5	10:02.460	1:06.129	0.348	72.70	1:56.118	5	21	3

NOT CLASSIFIED

DNF	6	Mike THOMPSON	Porsche Boxster 986S	4	8:31.786	1 Lap	1 Lap	68.46	1:47.281	2	10	
DNF	36	Will CURTLER	Porsche Boxster S	2	4:10.721	3 Laps	2 Laps	69.87	1:57.049	2	14	
NC	44	Scott EVANS	Porsche Boxster S	2	9:42.543	3 Laps	5:31.822	30.07			2	
DNF	86	Ben GREWCOCK	Porsche Boxster S	1	2:00.486	4 Laps	1 Lap	72.70	2:00.486	1	7	

NOT STARTED

NS	22	Nick WALLIS	Porsche Boxster S								16	
----	----	-------------	-------------------	--	--	--	--	--	--	--	----	--

FASTEST LAP

99	Graham HEARD	Porsche Boxster 986S	2	1:45.113			83.33 mph		134.11 kph			
----	--------------	----------------------	---	----------	--	--	-----------	--	------------	--	--	--

Comments:

*Cars 44, 51, 60 - poor transponder signal, please reposition.
Car 22 did not take the restart

Weather / Track : Overcast / Dry

These results are provisional until the conclusion of any judicial and technical matters.

Date: 18/05/2024 Start: 15:20 Finish: 15:29

Brands Hatch GP: 2.4332 miles

Clerk Of Course: Andy Stevens

Stewards:

Timekeeper: Richard Lomax



Woods Foodservice Boxster Cup

RACE 4 - LAP CHART

LAP 1 @ 15:22:10.992			LAP 2 @ 15:23:56.511			LAP 3 @ 15:25:43.210			LAP 4 @ 15:27:28.844			LAP 5 @ 15:29:14.545		
NO	BEHIND	LAP TIME	NO	BEHIND	LAP TIME	NO	BEHIND	LAP TIME	NO	BEHIND	LAP TIME	NO	BEHIND	LAP TIME
81		1:52.778	81		1:45.519	81		1:46.699	81		1:45.634	81		1:45.701
99	0.939	1:53.717	99	0.533	1:45.113	99	0.206	1:46.372	99	0.358	1:45.786	99	0.857	1:46.200
20	1.389	1:54.167	20	1.868	1:45.998	20	1.680	1:46.511	20	2.157	1:46.111	20	3.188	1:46.732
90	2.538	1:55.316	53	2.608	1:45.543	53	1.946	1:46.037	53	3.116	1:46.804	53	3.402	1:45.987
53	2.584	1:55.362	90	4.738	1:47.719	90	4.966	1:46.927	90	5.400	1:46.068	90	6.069	1:46.370
17	3.837	1:56.615	11	5.447	1:46.745	11	5.848	1:47.100	11	6.779	1:46.565	11	6.945	1:45.867
11	4.221	1:56.999	17	5.592	1:47.274	17	9.148	1:50.255	17	10.592	1:47.078	17	11.494	1:46.603
6	6.478	1:59.256	6	8.240	1:47.281	6	9.566	1:48.025	27	19.166	1:47.510	27	21.064	1:47.599
86	7.708	2:00.486	27	15.720	1:51.501	27	17.290	1:48.269	72	27.855	1:51.205	72	32.693	1:50.539
60	9.063	2:01.841	72	17.597	1:53.743	72	22.284	1:51.386	46	28.959	1:50.980	46	33.866	1:50.608
72	9.373	2:02.151	60	19.014	1:55.470	46	23.613	1:51.297	60	30.674	1:50.934	60	36.409	1:51.436
27	9.738	2:02.516	46	19.015	1:54.081	60	25.374	1:53.059	44	3 Laps	7:46.270 P	38	46.042	1:55.304
46	10.453	2:03.231	38	20.240	1:54.149	38	28.091	1:54.550	38	36.439	1:53.982	44	3 Laps	1:56.273
38	11.610	2:04.388	61	21.992	1:54.062	61	30.662	1:55.369	61	44.242	1:59.214	61	57.522	1:58.981
61	13.449	2:06.227	25	25.642	1:56.356	25	37.904	1:58.961	25	50.305	1:58.035	25	1:00.897	1:56.293
25	14.805	2:07.583	24	30.115	1:59.058	24	42.746	1:59.330	24	53.203	1:56.091	24	1:03.806	1:56.304
24	16.576	2:09.354	68	31.319	1:58.969	68	43.318	1:58.698	51	55.020	1:56.446	51	1:05.401	1:56.082
68	17.869	2:10.647	36	32.424	1:57.049	51	44.208	1:58.037	68	55.226	1:57.542	68	1:05.781	1:56.256
51	18.146	2:10.924	51	32.870	2:00.243	64	44.700	1:58.004	64	55.712	1:56.646	64	1:06.129	1:56.118
64	19.076	2:11.854	64	33.395	1:59.838				6	1:21.156	2:57.224 P			
36	20.894	2:13.672												

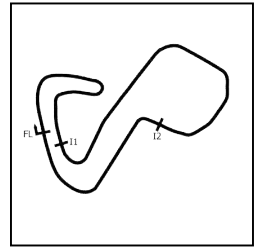
Woods Foodservice Boxster Cup

RACE 4 - POSITION CHART

No	Name	Lap					
		Pos	1	2	3	4	5
81	DARLING	1	81	81	81	81	81
44	EVANS	2	99	99	99	99	99
90	THOMSON	3	20	20	20	20	20
99	HEARD	4	90	53	53	53	53
20	NOBLE-EVANS	5	53	90	90	90	90
53	GREGORY	6	17	11	11	11	11
86	GREWCOCK	7	11	17	17	17	17
11	CHARTERS	8	6	6	6	27	27
17	KING	9	86	27	27	72	72
6	THOMPSON	10	60	72	72	46	46
46	GOUGH	11	72	60	46	60	60
60	LEVY	12	27	46	60	38	38
72	CURLER	13	46	38	38	61	61
36	CURLER	14	38	61	61	25	25
27	DARCY	15	61	25	25	24	24
22	WALLIS	16	25	24	24	51	51
61	LAWRENCE	17	24	68	68	68	68
38	BRIDGES	18	68	36	51	64	64
24	WOOD	19	51	51	64	6	
68	MASON	20	64	64			
64	HUSSEY	21	36	44			
25	HORVATH	22	44				
51	WARNER	23					

Woods Foodservice Boxster Cup

RACE 4 - SECTOR ANALYSIS



SECTOR 1 = FL to I1, SECTOR 2 = I1 to I2, SECTOR 3 = I2 to FL, DIFF = Difference To Personal Best Lap, P = Crossed Finish Line in Pit Lane, D = Time Disallowed

P1 81		Perry D ^A RLING		Porsche Boxster S			
IDEAL LAP TIME :		BEST LAP TIME : 1:45.519		DIFFERENCE :			
LAP	SECTOR 1	SECTOR 2	SECTOR 3	LAP TIME	MPH	DIFF	TIME OF DAY
1 -				1:52.778	77.67	7.259	15:22:10.992
2 -	32.990			1:45.519 (1)	83.01		15:23:56.511
3 -	34.240			1:46.699	82.09	1.180	15:25:43.210
4 -	33.416			1:45.634 (2)	82.92	0.115	15:27:28.844
5 -	33.190			1:45.701 (3)	82.87	0.182	15:29:14.545

P2 99		Graham HEARD		Porsche Boxster 986S			
IDEAL LAP TIME : 1:44.891		BEST LAP TIME : 1:45.113		DIFFERENCE : 0.222			
LAP	SECTOR 1	SECTOR 2	SECTOR 3	LAP TIME	MPH	DIFF	TIME OF DAY
1 -		47.865	25.484	1:53.717	77.03	8.604	15:22:11.931
2 -	32.880	47.089	25.144	1:45.113 (1)	83.33		15:23:57.044
3 -	34.088	47.223	25.061	1:46.372	82.35	1.259	15:25:43.416
4 -	33.612	47.063	25.111	1:45.786 (2)	82.80	0.673	15:27:29.202
5 -	33.881	46.950	25.369	1:46.200 (3)	82.48	1.087	15:29:15.402

P3 20		Faye NOBLE-EVANS		Porsche Boxster 986S			
IDEAL LAP TIME : 1:46.284		BEST LAP TIME : 1:45.998		DIFFERENCE : -0.286			
LAP	SECTOR 1	SECTOR 2	SECTOR 3	LAP TIME	MPH	DIFF	TIME OF DAY
1 -				1:54.167	76.72	8.169	15:22:12.381
2 -	33.059			1:45.998 (1)	82.64		15:23:58.379
3 -	33.286	47.504	25.721	1:46.511 (3)	82.24	0.513	15:25:44.890
4 -	33.205			1:46.111 (2)	82.55	0.113	15:27:31.001
5 -	33.392			1:46.732	82.07	0.734	15:29:17.733

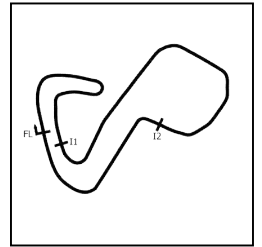
P4 53		Wayne G ^R E ^G O ^R Y		Porsche Boxster 986S			
IDEAL LAP TIME :		BEST LAP TIME : 1:45.543		DIFFERENCE :			
LAP	SECTOR 1	SECTOR 2	SECTOR 3	LAP TIME	MPH	DIFF	TIME OF DAY
1 -				1:55.362	75.93	9.819	15:22:13.576
2 -	32.738			1:45.543 (1)	82.99		15:23:59.119
3 -	32.986			1:46.037 (3)	82.61	0.494	15:25:45.156
4 -	33.531			1:46.804	82.01	1.261	15:27:31.960
5 -	32.950			1:45.987 (2)	82.65	0.444	15:29:17.947

P5 90		Sarah THOMSON		Porsche Boxster 986S			
IDEAL LAP TIME :		BEST LAP TIME : 1:46.068		DIFFERENCE :			
LAP	SECTOR 1	SECTOR 2	SECTOR 3	LAP TIME	MPH	DIFF	TIME OF DAY
1 -				1:55.316	75.96	9.248	15:22:13.530
2 -	33.746			1:47.719	81.32	1.651	15:24:01.249
3 -	33.452			1:46.927 (3)	81.92	0.859	15:25:48.176
4 -	33.322			1:46.068 (1)	82.58		15:27:34.244
5 -	33.260			1:46.370 (2)	82.35	0.302	15:29:20.614

P6 11		Ryan CHARTERS		Porsche Boxster S			
IDEAL LAP TIME : 1:45.725		BEST LAP TIME : 1:45.867		DIFFERENCE : 0.142			
LAP	SECTOR 1	SECTOR 2	SECTOR 3	LAP TIME	MPH	DIFF	TIME OF DAY
1 -				1:56.999	74.87	11.132	15:22:15.213
2 -	33.248			1:46.745 (3)	82.06	0.878	15:24:01.958
3 -	33.395			1:47.100	81.79	1.233	15:25:49.058
4 -	33.425			1:46.565 (2)	82.20	0.698	15:27:35.623
5 -	33.390	47.413	25.064	1:45.867 (1)	82.74		15:29:21.490

Woods Foodservice Boxster Cup

RACE 4 - SECTOR ANALYSIS



SECTOR 1 = FL to I1, SECTOR 2 = I1 to I2, SECTOR 3 = I2 to FL, DIFF = Difference To Personal Best Lap, P = Crossed Finish Line in Pit Lane, D = Time Disallowed

P7 17		Darren KING		Porsche Boxster 986S			
IDEAL LAP TIME :		BEST LAP TIME : 1:46.603		DIFFERENCE :			
LAP	SECTOR 1	SECTOR 2	SECTOR 3	LAP TIME	MPH	DIFF	TIME OF DAY
1 -				1:56.615	75.11	10.012	15:22:14.829
2 -	32.829			1:47.274 (3)	81.65	0.671	15:24:02.103
3 -	33.427			1:50.255	79.45	3.652	15:25:52.358
4 -	33.540			1:47.078 (2)	81.80	0.475	15:27:39.436
5 -	33.361			1:46.603 (1)	82.17		15:29:26.039

P8 27		Barrington DARCY		Porsche Boxster S			
IDEAL LAP TIME : 1:47.564		BEST LAP TIME : 1:47.510		DIFFERENCE : -0.054			
LAP	SECTOR 1	SECTOR 2	SECTOR 3	LAP TIME	MPH	DIFF	TIME OF DAY
1 -				2:02.516	71.49	15.006	15:22:20.730
2 -	36.153			1:51.501	78.56	3.991	15:24:12.231
3 -	33.899	48.364	26.006	1:48.269 (3)	80.90	0.759	15:26:00.500
4 -	33.951			1:47.510 (1)	81.47		15:27:48.010
5 -	33.742	47.816	26.041	1:47.599 (2)	81.41	0.089	15:29:35.609

P9 72		Mike CURTLER		Porsche Boxster S			
IDEAL LAP TIME : 1:51.205		BEST LAP TIME : 1:50.539		DIFFERENCE : -0.666			
LAP	SECTOR 1	SECTOR 2	SECTOR 3	LAP TIME	MPH	DIFF	TIME OF DAY
1 -				2:02.151	71.71	11.612	15:22:20.365
2 -	36.613			1:53.743	77.01	3.204	15:24:14.108
3 -	34.546			1:51.386 (3)	78.64	0.847	15:26:05.494
4 -	34.505	50.365	26.335	1:51.205 (2)	78.77	0.666	15:27:56.699
5 -	34.643			1:50.539 (1)	79.24		15:29:47.238

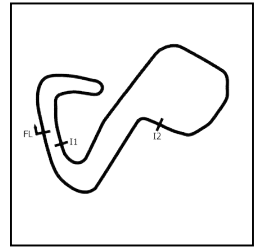
P10 46		Matt GOUGH		Porsche Boxster S			
IDEAL LAP TIME : 1:50.856		BEST LAP TIME : 1:50.608		DIFFERENCE : -0.248			
LAP	SECTOR 1	SECTOR 2	SECTOR 3	LAP TIME	MPH	DIFF	TIME OF DAY
1 -				2:03.231	71.08	12.623	15:22:21.445
2 -	35.824			1:54.081	76.78	3.473	15:24:15.526
3 -	34.880	49.869	26.548	1:51.297 (3)	78.70	0.689	15:26:06.823
4 -	34.573			1:50.980 (2)	78.93	0.372	15:27:57.803
5 -	34.439			1:50.608 (1)	79.19		15:29:48.411

P11 60		Anthony LEVY		Porsche Boxster S			
IDEAL LAP TIME :		BEST LAP TIME : 1:50.934		DIFFERENCE :			
LAP	SECTOR 1	SECTOR 2	SECTOR 3	LAP TIME	MPH	DIFF	TIME OF DAY
1 -				2:01.841	71.89	10.907	15:22:20.055
2 -	36.355			1:55.470	75.86	4.536	15:24:15.525
3 -	35.786			1:53.059 (3)	77.48	2.125	15:26:08.584
4 -	34.771			1:50.934 (1)	78.96		15:27:59.518
5 -	34.520			1:51.436 (2)	78.60	0.502	15:29:50.954

P12 38		Eric BRIDGES		Porsche Boxster S			
IDEAL LAP TIME :		BEST LAP TIME : 1:53.982		DIFFERENCE :			
LAP	SECTOR 1	SECTOR 2	SECTOR 3	LAP TIME	MPH	DIFF	TIME OF DAY
1 -				2:04.388	70.42	10.406	15:22:22.602
2 -	35.510			1:54.149 (2)	76.74	0.167	15:24:16.751
3 -	35.458			1:54.550 (3)	76.47	0.568	15:26:11.301
4 -	35.552			1:53.982 (1)	76.85		15:28:05.283
5 -	36.074			1:55.304	75.97	1.322	15:30:00.587

Woods Foodservice Boxster Cup

RACE 4 - SECTOR ANALYSIS



SECTOR 1 = FL to I1, SECTOR 2 = I1 to I2, SECTOR 3 = I2 to FL, DIFF = Difference To Personal Best Lap, P = Crossed Finish Line in Pit Lane, D = Time Disallowed

P13 61		Nick LAWRENCE		Porsche Boxster S			
IDEAL LAP TIME :		BEST LAP TIME : 1:54.062		DIFFERENCE :			
LAP	SECTOR 1	SECTOR 2	SECTOR 3	LAP TIME	MPH	DIFF	TIME OF DAY
1 -				2:06.227	69.39	12.165	15:22:24.441
2 -	35.696			1:54.062 (1)	76.79		15:24:18.503
3 -	35.754			1:55.369 (2)	75.92	1.307	15:26:13.872
4 -	36.885			1:59.214	73.47	5.152	15:28:13.086
5 -	36.496			1:58.981 (3)	73.62	4.919	15:30:12.067

P14 25		Craig HORVATH		Porsche Boxster S			
IDEAL LAP TIME :		BEST LAP TIME : 1:56.293		DIFFERENCE :			
LAP	SECTOR 1	SECTOR 2	SECTOR 3	LAP TIME	MPH	DIFF	TIME OF DAY
1 -				2:07.583	68.65	11.290	15:22:25.797
2 -	36.338			1:56.356 (2)	75.28	0.063	15:24:22.153
3 -	37.426			1:58.961	73.63	2.668	15:26:21.114
4 -	37.093			1:58.035 (3)	74.21	1.742	15:28:19.149
5 -	36.648			1:56.293 (1)	75.32		15:30:15.442

P15 24		Sarah WOOD		Porsche Boxster S			
IDEAL LAP TIME : 1:57.102		BEST LAP TIME : 1:56.091		DIFFERENCE : -1.011			
LAP	SECTOR 1	SECTOR 2	SECTOR 3	LAP TIME	MPH	DIFF	TIME OF DAY
1 -		53.935	26.964	2:09.354	67.71	13.263	15:22:27.568
2 -	36.935			1:59.058 (3)	73.57	2.967	15:24:26.626
3 -	36.840			1:59.330	73.40	3.239	15:26:25.956
4 -	36.250			1:56.091 (1)	75.45		15:28:22.047
5 -	36.203			1:56.304 (2)	75.31	0.213	15:30:18.351

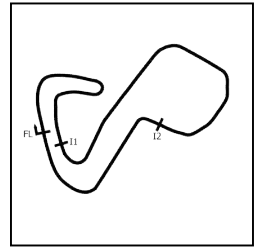
P16 51		Stuart WARNER		Porsche Boxster S			
IDEAL LAP TIME :		BEST LAP TIME : 1:56.082		DIFFERENCE :			
LAP	SECTOR 1	SECTOR 2	SECTOR 3	LAP TIME	MPH	DIFF	TIME OF DAY
1 -				2:10.924	66.90	14.842	15:22:29.138
2 -	38.225			2:00.243	72.85	4.161	15:24:29.381
3 -	37.101			1:58.037 (3)	74.21	1.955	15:26:27.418
4 -	36.023			1:56.446 (2)	75.22	0.364	15:28:23.864
5 -	35.696			1:56.082 (1)	75.46		15:30:19.946

P17 68		Martin MASON		Porsche Boxster S			
IDEAL LAP TIME :		BEST LAP TIME : 1:56.256		DIFFERENCE :			
LAP	SECTOR 1	SECTOR 2	SECTOR 3	LAP TIME	MPH	DIFF	TIME OF DAY
1 -				2:10.647	67.04	14.391	15:22:28.861
2 -	37.650			1:58.969	73.63	2.713	15:24:27.830
3 -	37.535			1:58.698 (3)	73.79	2.442	15:26:26.528
4 -	36.256			1:57.542 (2)	74.52	1.286	15:28:24.070
5 -	36.634			1:56.256 (1)	75.34		15:30:20.326

P18 64		David HUSSEY		Porsche Boxster S			
IDEAL LAP TIME :		BEST LAP TIME : 1:56.118		DIFFERENCE :			
LAP	SECTOR 1	SECTOR 2	SECTOR 3	LAP TIME	MPH	DIFF	TIME OF DAY
1 -				2:11.854	66.43	15.736	15:22:30.068
2 -	37.063			1:59.838	73.09	3.720	15:24:29.906
3 -	37.046			1:58.004 (3)	74.23	1.886	15:26:27.910
4 -	35.998			1:56.646 (2)	75.09	0.528	15:28:24.556
5 -	36.505			1:56.118 (1)	75.43		15:30:20.674

Woods Foodservice Boxster Cup

RACE 4 - SECTOR ANALYSIS



SECTOR 1 = FL to I1, SECTOR 2 = I1 to I2, SECTOR 3 = I2 to FL, DIFF = Difference To Personal Best Lap, P = Crossed Finish Line in Pit Lane, D = Time Disallowed

P19 6		Mike THOMPSON		Porsche Boxster 986S			
IDEAL LAP TIME :		BEST LAP TIME : 1:47.281		DIFFERENCE :			
LAP	SECTOR 1	SECTOR 2	SECTOR 3	LAP TIME	MPH	DIFF	TIME OF DAY
1 -	OUTLAP			1:59.256	73.45	11.975	15:22:17.470
2 -	33.722			1:47.281 (1)	81.65		15:24:04.751
3 -	33.376			1:48.025 (2)	81.09	0.744	15:25:52.776
4 -	33.762		IN PIT	2:57.224 P	49.42	1:09.943	15:28:50.000

P20 36		Will CURTLER		Porsche Boxster S			
IDEAL LAP TIME :		BEST LAP TIME : 1:57.049		DIFFERENCE :			
LAP	SECTOR 1	SECTOR 2	SECTOR 3	LAP TIME	MPH	DIFF	TIME OF DAY
1 -				2:13.672 (2)	65.53	16.623	15:22:31.886
2 -	36.237			1:57.049 (1)	74.83		15:24:28.935

P21 44		Scott EVANS		Porsche Boxster S			
IDEAL LAP TIME :		BEST LAP TIME :		DIFFERENCE :			
LAP	SECTOR 1	SECTOR 2	SECTOR 3	LAP TIME	MPH	DIFF	TIME OF DAY
1 -			IN PIT	7:46.270 P	18.78		15:28:04.483
2 -	OUTLAP			1:56.273	75.33		15:30:00.757

P22 86		Ben GREWCOCK		Porsche Boxster S			
IDEAL LAP TIME :		BEST LAP TIME : 2:00.486		DIFFERENCE :			
LAP	SECTOR 1	SECTOR 2	SECTOR 3	LAP TIME	MPH	DIFF	TIME OF DAY
1 -				2:00.486 (1)	72.70		15:22:18.700

Woods Foodservice Boxster Cup

RACE 4 - BEST SECTORS

SECTOR 1			SECTOR 2			SECTOR 3			IDEAL / BEST COMPARISON						
POS	NO	NAME	TIME	NO	NAME	TIME	NO	NAME	TIME	POS	NO	NAME	IDEAL	BEST	DIFF
													PERFECT LAP	1:44.749	
1	53	GREGORY	32.738	99	HEARD	46.950	99	HEARD	25.061	1	99	HEARD	1:44.891	1:45.113	0.222
2	17	KING	32.829	11	CHARTERS	47.413	11	CHARTERS	25.064	2	11	CHARTERS	1:45.725	1:45.867	0.142
3	99	HEARD	32.880	20	NOBLE-EVANS	47.504	20	NOBLE-EVANS	25.721	3	20	NOBLE-EVANS	1:46.284	1:45.998	-0.286
4	81	DARLING	32.990	27	DARCY	47.816	27	DARCY	26.006	4	27	DARCY	1:47.564	1:47.510	-0.054
5	20	NOBLE-EVANS	33.059	46	GOUGH	49.869	72	CURTLER	26.335	5	46	GOUGH	1:50.856	1:50.608	-0.248
6	11	CHARTERS	33.248	72	CURTLER	50.365	46	GOUGH	26.548	6	72	CURTLER	1:51.205	1:50.539	-0.666
7	90	THOMSON	33.260	24	WOOD	53.935	24	WOOD	26.964	7	24	WOOD	1:57.102	1:56.091	-1.011
8	6	THOMPSON	33.376							8	25	HORVATH		1:56.293	
9	27	DARCY	33.742							9	36	CURTLER		1:57.049	
10	46	GOUGH	34.439							10	38	BRIDGES		1:53.982	
11	72	CURTLER	34.505							11	44	EVANS			
12	60	LEVY	34.520							12	51	WARNER		1:56.082	
13	38	BRIDGES	35.458							13	53	GREGORY		1:45.543	
14	61	LAWRENCE	35.696							14	60	LEVY		1:50.934	
15	51	WARNER	35.696							15	61	LAWRENCE		1:54.062	
16	64	HUSSEY	35.998							16	64	HUSSEY		1:56.118	
17	24	WOOD	36.203							17	68	MASON		1:56.256	
18	36	CURTLER	36.237							18	17	KING		1:46.603	
19	68	MASON	36.256							19	81	DARLING		1:45.519	
20	25	HORVATH	36.338							20	86	GREWCOCK		2:00.486	
21										21	90	THOMSON		1:46.068	
22										22	6	THOMPSON		1:47.281	

Woods Foodservice Boxster Cup

RACE 4 - STATISTICS

Competitors Started 22
Planned Start 2024-05-18 @ 14:05:00.000
Actual Start 2024-05-18 @ 15:20:18.213
Finish Time 2024-05-18 @ 15:29:12.430
Track Length 2.4332mi.
Total Laps 99
Total Distance Covered 240.8956mi.

Session Fastest Lap History

NO	NAME	LAP TIME	TIME OF DAY	LAP	VEHICLE
81	Perry DARLING	1:52.778	15:22:10.995	1	Porsche Boxster S
81	Perry DARLING	1:45.519	15:23:56.516	2	Porsche Boxster S
99	Graham HEARD	1:45.113	15:23:57.054	2	Porsche Boxster 986S

Session Leader History

NO	NAME	FROM LAP	LAPS LED	DISTANCE	VEHICLE
81	Perry DARLING	1	5	12.16 miles	Porsche Boxster S

Flag History

TYPE	TIME OF DAY
GREEN	15:20:18.213
FINISH	15:29:12.430

Flag Statistics

TYPE	COUNT	TOTAL LAPS	TOTAL TIME
Green	1	5	10:18.219
Red	0	0	0.000
Safety Car	0	0	0.000
FCY	0	0	0.000

Woods Foodservice Boxster Cup

RACE 8 - CLASSIFICATION

Race Distance: 9 Laps / 21.89 miles

POS	NO	NAME	ENTRY	LAPS	TIME	GAP	DIFF	MPH	BEST	ON	GRD	↑↓
1	99	Graham HEARD	Porsche Boxster 986S	9	16:10.063			81.27	1:46.079	8	4	3
2	53	Wayne GREGORY	Porsche Boxster 986S	9	16:11.567	1.504	1.504	81.14	1:46.420	4	5	3
3	17	Darren KING	Porsche Boxster 986S	9	16:12.804	2.741	1.237	81.04	1:45.690	9	7	4
4	81	Perry DARLING	Porsche Boxster S	9	16:13.647	3.584	0.843	80.97	1:44.936	9	1	-3
5	90*	Sarah THOMSON	Porsche Boxster 986S	9	16:14.880	4.817	1.233	80.87	1:45.902	7	2	-3
6	86	Ben GREWCOCK	Porsche Boxster S	9	16:17.927	7.864	3.047	80.61	1:46.821	5	3	-3
7	11	Ryan CHARTERS	Porsche Boxster S	9	16:23.993	13.930	6.066	80.12	1:46.022	6	9	2
8	27	Barrington DARCY	Porsche Boxster S	9	16:24.854	14.791	0.861	80.05	1:47.317	8	11	3
9	20	Faye NOBLE-EVANS	Porsche Boxster 986S	9	16:25.291	15.228	0.437	80.01	1:47.533	6	6	-3
10	44*	Scott EVANS	Porsche Boxster S	9	16:39.219	29.156	13.928	78.90	1:45.143	6	8	-2
11	72	Mike CURTLER	Porsche Boxster S	9	16:40.490	30.427	1.271	78.79	1:49.563	6	12	1
12	60*	Anthony LEVY	Porsche Boxster S	9	16:41.235	31.172	0.745	78.74	1:47.967	9	16	4
13	46	Matt GOUGH	Porsche Boxster S	9	16:46.446	36.383	5.211	78.33	1:49.633	7	10	-3
14	68	Martin MASON	Porsche Boxster S	9	17:25.052	1:14.989	38.606	75.43	1:53.127	7	20	6
15	25	Craig HORVATH	Porsche Boxster S	9	17:25.497	1:15.434	0.445	75.40	1:52.563	7	22	7
16	38	Eric BRIDGES	Porsche Boxster S	9	17:26.133	1:16.070	0.636	75.36	1:54.343	7	18	2
17	61	Nick LAWRENCE	Porsche Boxster S	9	17:26.306	1:16.243	0.173	75.34	1:53.183	6	17	0
18	24	Sarah WOOD	Porsche Boxster S	9	17:42.158	1:32.095	15.852	74.22	1:54.424	9	19	1
19	64	David HUSSEY	Porsche Boxster S	9	17:46.086	1:36.023	3.928	73.95	1:55.417	9	23	4
20	51	Stuart WARNER	Porsche Boxster S	9	17:46.934	1:36.871	0.848	73.89	1:55.651	7	21	1

NOT CLASSIFIED

DNF	6	Mike THOMPSON	Porsche Boxster 986S	8	15:00.918	1 Lap	1 Lap	77.78	1:46.139	6	15	
-----	---	---------------	----------------------	---	-----------	-------	-------	-------	----------	---	----	--

NOT STARTED

NS	36	Will CURTLER	Porsche Boxster S									13
NS	22	Nick WALLIS	Porsche Boxster S									14

FASTEST LAP

	81	Perry DARLING	Porsche Boxster S	9	1:44.936			83.47 mph				134.34 kph
--	----	---------------	-------------------	---	----------	--	--	-----------	--	--	--	------------

Comments:

*Cars 44, 90 - 5 second penalty for exceeding track limits.

*Car 44 - 10 second penalty for exceeding track limits.

Weather / Track : Bright / Dry

These results are provisional until the conclusion of any judicial and technical matters.

Date: 18/05/2024 Start: 17:22 Finish: 17:39

Brands Hatch GP: 2.4332 miles

Clerk Of Course: Andy Stevens

Stewards:

Timekeeper: Richard Lomax



Woods Foodservice Boxster Cup

RACE 8 - LAP CHART

LAP 1 @ 17:24:46.437			LAP 2 @ 17:26:33.157			LAP 3 @ 17:28:20.840			LAP 4 @ 17:30:08.419			LAP 5 @ 17:31:56.055		
NO	BEHIND	LAP TIME	NO	BEHIND	LAP TIME	NO	BEHIND	LAP TIME	NO	BEHIND	LAP TIME	NO	BEHIND	LAP TIME
81		1:53.392	81		1:46.720	99		1:46.745	99		1:47.579	99		1:47.636
99	0.867	1:54.259	99	0.938	1:46.791	81	0.234	1:47.917	81	0.194	1:47.539	53	0.158	1:47.330
53	2.191	1:55.583	53	2.033	1:46.562	53	1.623	1:47.273	53	0.464	1:46.420	81	0.366	1:47.808
86	2.872	1:56.264	86	3.819	1:47.667	86	3.186	1:47.050	86	2.685	1:47.078	90	1.234	1:46.029
90	3.024	1:56.416	90	4.929	1:48.625	90	4.091	1:46.845	90	2.841	1:46.329	86	1.870	1:46.821
17	3.847	1:57.239	17	5.558	1:48.431	17	4.740	1:46.865	17	3.461	1:46.300	17	2.603	1:46.778
11	4.180	1:57.572	11	6.444	1:48.984	11	6.530	1:47.769	11	6.022	1:47.071	11	5.464	1:47.078
20	4.713	1:58.105	20	7.237	1:49.244	20	7.937	1:48.383	20	9.758	1:49.400	20	10.481	1:48.359
6	5.085	1:58.477	6	7.654	1:49.289	6	8.125	1:48.154	27	10.655	1:49.028	27	10.916	1:47.897
72	6.535	1:59.927	27	9.504	1:47.712	27	9.206	1:47.385	72	15.079	1:49.837	44	13.933	1:46.334
27	8.512	2:01.904	72	10.443	1:50.628	72	12.821	1:50.061	44	15.235	1:47.020	72	18.702	1:51.259
46	9.909	2:03.301	46	13.584	1:50.395	44	15.794	1:49.296	46	19.785	1:50.977	46	22.769	1:50.620
60	10.451	2:03.843	60	14.038	1:50.307	46	16.387	1:50.486	60	20.580	1:51.046	60	23.134	1:50.190
38	11.430	2:04.822	44	14.181	1:48.631	60	17.113	1:50.758	6	31.350	2:10.804	6	30.279	1:46.565
44	12.270	2:05.662	38	19.493	1:54.783	38	27.648	1:55.838	38	34.807	1:54.738	38	41.724	1:54.553
61	14.029	2:07.421	61	21.716	1:54.407	61	29.507	1:55.474	61	37.988	1:56.060	61	44.078	1:53.726
25	15.499	2:08.891	25	24.186	1:55.407	25	32.597	1:56.094	25	39.596	1:54.578	25	46.051	1:54.091
51	15.670	2:09.062	68	26.270	1:55.721	68	32.876	1:54.289	68	40.310	1:55.013	68	46.512	1:53.838
68	17.269	2:10.661	51	27.140	1:58.190	51	36.735	1:57.278	51	46.832	1:57.676	51	56.391	1:57.195
24	19.686	2:13.078	24	30.252	1:57.286	24	39.817	1:57.248	24	48.945	1:56.707	24	57.864	1:56.555
64	20.365	2:13.757	64	31.011	1:57.366	64	40.405	1:57.077	64	49.676	1:56.850	64	58.464	1:56.424

Woods Foodservice Boxster Cup

RACE 8 - LAP CHART

LAP 6 @ 17:33:43.648			LAP 7 @ 17:35:30.097			LAP 8 @ 17:37:16.346			LAP 9 @ 17:39:02.925		
NO	BEHIND	LAP TIME	NO	BEHIND	LAP TIME	NO	BEHIND	LAP TIME	NO	BEHIND	LAP TIME
99		1:47.593	90		1:45.902	90		1:46.249	90		1:46.579
90	0.547	1:46.906	99	0.429	1:46.878	99	0.259	1:46.079	99	0.183	1:46.503
53	0.847	1:48.282	53	0.845	1:46.447	53	1.242	1:46.646	53	1.687	1:47.024
81	1.538	1:48.765	81	2.967	1:47.878	17	3.813	1:46.361	17	2.924	1:45.690
17	2.507	1:47.497	17	3.701	1:47.643	81	5.410	1:48.692	81	3.767	1:44.936
86	2.828	1:48.551	86	4.095	1:47.716	86	6.867	1:49.021	86	8.047	1:47.759
11	3.893	1:46.022	11	11.292	1:53.848	11	12.769	1:47.726	11	14.113	1:47.923
20	10.421	1:47.533	27	12.087	1:47.637	27	13.155	1:47.317	44	14.339	1:46.911
27	10.899	1:47.576	20	12.422	1:48.450	20	13.865	1:47.692	27	14.974	1:48.398
44	11.483	1:45.143	44	12.444	1:47.410	44	14.007	1:47.812	20	15.411	1:48.125
72	20.672	1:49.563	72	23.829	1:49.606	72	27.483	1:49.903	72	30.610	1:49.706
60	24.932	1:49.391	60	27.855	1:49.372	60	29.967	1:48.361	60	31.355	1:47.967
46	26.267	1:51.091	46	29.451	1:49.633	46	33.072	1:49.870	46	36.566	1:50.073
6	28.825	1:46.139	6	37.670	1:55.294	6	37.617	1:46.196	68	1:15.172	1:55.228
38	48.891	1:54.760	38	56.785	1:54.343	38	1:05.742	1:55.206	25	1:15.617	1:56.082
61	49.668	1:53.183	61	57.170	1:53.951	25	1:06.114	1:54.138	38	1:16.253	1:57.090
25	52.111	1:53.653	25	58.225	1:52.563	68	1:06.523	1:53.496	61	1:16.426	1:56.122
68	52.598	1:53.679	68	59.276	1:53.127	61	1:06.883	1:55.962	24	1:32.278	1:54.424
51	1:05.400	1:56.602	51	1:14.602	1:55.651	24	1:24.433	1:55.875	64	1:36.206	1:55.417
24	1:05.866	1:55.595	24	1:14.807	1:55.390	51	1:27.191	1:58.838	51	1:37.054	1:56.442
64	1:08.033	1:57.162	64	1:17.935	1:56.351	64	1:27.368	1:55.682			

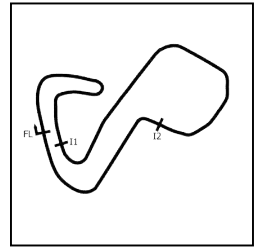
Woods Foodservice Boxster Cup

RACE 8 - POSITION CHART

No	Name	Lap Pos										
			1	2	3	4	5	6	7	8	9	
81	DARLING	1	81	81	99	99	99	99	99	90	90	90
90	THOMSON	2	99	99	81	81	53	90	99	99	99	99
86	GREWCOCK	3	53	53	53	53	81	53	53	53	53	53
99	HEARD	4	86	86	86	86	90	81	81	17	17	17
53	GREGORY	5	90	90	90	90	86	17	17	81	81	81
20	NOBLE-EVANS	6	17	17	17	17	17	86	86	86	86	86
17	KING	7	11	11	11	11	11	11	11	11	11	11
44	EVANS	8	20	20	20	20	20	20	27	27	44	44
11	CHARTERS	9	6	6	6	27	27	27	20	20	27	27
46	GOUGH	10	72	27	27	72	44	44	44	44	20	20
27	DARCY	11	27	72	72	44	72	72	72	72	72	72
72	CURTLE	12	46	46	44	46	46	60	60	60	60	60
36	CURTLE	13	60	60	46	60	60	46	46	46	46	46
22	WALLIS	14	38	44	60	6	6	6	6	6	68	68
6	THOMPSON	15	44	38	38	38	38	38	38	38	25	25
60	LEVY	16	61	61	61	61	61	61	61	25	38	38
61	LAWRENCE	17	25	25	25	25	25	25	25	68	61	61
38	BRIDGES	18	51	68	68	68	68	68	68	61	24	24
24	WOOD	19	68	51	51	51	51	51	51	24	64	64
68	MASON	20	24	24	24	24	24	24	24	51	51	51
51	WARNER	21	64	64	64	64	64	64	64	64	64	64
25	HORVATH	22										
64	HUSSEY	23										

Woods Foodservice Boxster Cup

RACE 8 - SECTOR ANALYSIS



SECTOR 1 = FL to I1, SECTOR 2 = I1 to I2, SECTOR 3 = I2 to FL, DIFF = Difference To Personal Best Lap, P = Crossed Finish Line in Pit Lane, D = Time Disallowed

P1 99		Graham HEARD		Porsche Boxster 986S			
IDEAL LAP TIME : 1:45.231		BEST LAP TIME : 1:46.079		DIFFERENCE : 0.848			
LAP	SECTOR 1	SECTOR 2	SECTOR 3	LAP TIME	MPH	DIFF	TIME OF DAY
1 -		48.186	25.384	1:54.259	76.66	8.180	17:24:47.304
2 -	33.413	47.902	25.476	1:46.791	82.02	0.712	17:26:34.095
3 -	32.885	48.371	25.489	1:46.745 (3)	82.06	0.666	17:28:20.840
4 -	33.620	48.337	25.622	1:47.579	81.42	1.500	17:30:08.419
5 -	33.633	47.989	26.014	1:47.636	81.38	1.557	17:31:56.055
6 -	34.239	47.703	25.651	1:47.593	81.41	1.514	17:33:43.648
7 -	33.245	48.246	25.387	1:46.878	81.96	0.799	17:35:30.526
8 -	33.505	47.168	25.406	1:46.079 (1)	82.57		17:37:16.605
9 -	34.086	47.239	25.178	1:46.503 (2)	82.24	0.424	17:39:03.108

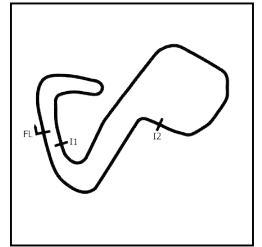
P2 53		Wayne GREGORY		Porsche Boxster 986S			
IDEAL LAP TIME :		BEST LAP TIME : 1:46.420		DIFFERENCE :			
LAP	SECTOR 1	SECTOR 2	SECTOR 3	LAP TIME	MPH	DIFF	TIME OF DAY
1 -				1:55.583	75.78	9.163	17:24:48.628
2 -	32.737			1:46.562 (3)	82.20	0.142	17:26:35.190
3 -	33.347			1:47.273	81.65	0.853	17:28:22.463
4 -	33.167			1:46.420 (1)	82.31		17:30:08.883
5 -	33.469			1:47.330	81.61	0.910	17:31:56.213
6 -	34.298			1:48.282	80.89	1.862	17:33:44.495
7 -	33.159			1:46.447 (2)	82.29	0.027	17:35:30.942
8 -	33.350			1:46.646	82.13	0.226	17:37:17.588
9 -	33.406			1:47.024	81.84	0.604	17:39:04.612

P3 17		Darren KING		Porsche Boxster 986S			
IDEAL LAP TIME :		BEST LAP TIME : 1:45.690		DIFFERENCE :			
LAP	SECTOR 1	SECTOR 2	SECTOR 3	LAP TIME	MPH	DIFF	TIME OF DAY
1 -				1:57.239	74.71	11.549	17:24:50.284
2 -	33.430			1:48.431	80.78	2.741	17:26:38.715
3 -	33.386			1:46.865	81.97	1.175	17:28:25.580
4 -	33.231			1:46.300 (2)	82.40	0.610	17:30:11.880
5 -	33.177			1:46.778	82.03	1.088	17:31:58.658
6 -	33.075			1:47.497	81.48	1.807	17:33:46.155
7 -	32.856			1:47.643	81.37	1.953	17:35:33.798
8 -	33.422			1:46.361 (3)	82.35	0.671	17:37:20.159
9 -	32.967			1:45.690 (1)	82.88		17:39:05.849

P4 81		Perry DARLING		Porsche Boxster S			
IDEAL LAP TIME :		BEST LAP TIME : 1:44.936		DIFFERENCE :			
LAP	SECTOR 1	SECTOR 2	SECTOR 3	LAP TIME	MPH	DIFF	TIME OF DAY
1 -				1:53.392	77.25	8.456	17:24:46.437
2 -	33.325			1:46.720 (2)	82.08	1.784	17:26:33.157
3 -	33.268			1:47.917	81.17	2.981	17:28:21.074
4 -	33.824			1:47.539 (3)	81.45	2.603	17:30:08.613
5 -	34.036			1:47.808	81.25	2.872	17:31:56.421
6 -	34.739			1:48.765	80.53	3.829	17:33:45.186
7 -	33.674			1:47.878	81.20	2.942	17:35:33.064
8 -	35.315			1:48.692	80.59	3.756	17:37:21.756
9 -	32.997			1:44.936 (1)	83.47		17:39:06.692

Woods Foodservice Boxster Cup

RACE 8 - SECTOR ANALYSIS



SECTOR 1 = FL to I1, SECTOR 2 = I1 to I2, SECTOR 3 = I2 to FL, DIFF = Difference To Personal Best Lap, P = Crossed Finish Line in Pit Lane, D = Time Disallowed

P5 90		Sarah THOMSON		Porsche Boxster 986S			
IDEAL LAP TIME :		BEST LAP TIME : 1:45.902		DIFFERENCE :			
LAP	SECTOR 1	SECTOR 2	SECTOR 3	LAP TIME	MPH	DIFF	TIME OF DAY
1 -				1:56.416	75.24	10.514	17:24:49.461
2 -	34.100			1:48.625	80.64	2.723	17:26:38.086
3 -	33.738			1:46.845	81.98	0.943	17:28:24.931
4 -	33.189			1:46.329	82.38	0.427	17:30:11.260
5 -	33.224			1:46.029 (2)	82.61	0.127	17:31:57.289
6 -	33.612			1:46.906	81.93	1.004	17:33:44.195
7 -	33.196			1:45.902 (1)	82.71		17:35:30.097
8 -	33.457			1:46.249 (3)	82.44	0.347	17:37:16.346
9 -	33.217			1:46.579	82.19	0.677	17:39:02.925

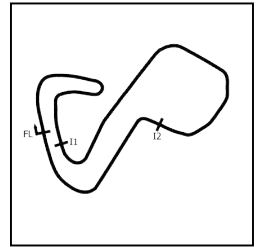
P6 86		Ben GREWCOCK		Porsche Boxster S			
IDEAL LAP TIME : 1:46.659		BEST LAP TIME : 1:46.821		DIFFERENCE : 0.162			
LAP	SECTOR 1	SECTOR 2	SECTOR 3	LAP TIME	MPH	DIFF	TIME OF DAY
1 -				1:56.264	75.34	9.443	17:24:49.309
2 -	34.247	47.970	25.450	1:47.667	81.36	0.846	17:26:36.976
3 -	33.818			1:47.050 (2)	81.82	0.229	17:28:24.026
4 -	33.863			1:47.078 (3)	81.80	0.257	17:30:11.104
5 -	33.239			1:46.821 (1)	82.00		17:31:57.925
6 -	33.635			1:48.551	80.69	1.730	17:33:46.476
7 -	33.712			1:47.716	81.32	0.895	17:35:34.192
8 -	34.697			1:49.021	80.35	2.200	17:37:23.213
9 -	33.727			1:47.759	81.29	0.938	17:39:10.972

P7 11		Ryan CHARTERS		Porsche Boxster S			
IDEAL LAP TIME :		BEST LAP TIME : 1:46.022		DIFFERENCE :			
LAP	SECTOR 1	SECTOR 2	SECTOR 3	LAP TIME	MPH	DIFF	TIME OF DAY
1 -				1:57.572	74.50	11.550	17:24:50.617
2 -	33.749			1:48.984	80.37	2.962	17:26:39.601
3 -	33.741			1:47.769	81.28	1.747	17:28:27.370
4 -	33.907			1:47.071 (2)	81.81	1.049	17:30:14.441
5 -	33.598			1:47.078 (3)	81.80	1.056	17:32:01.519
6 -	33.522			1:46.022 (1)	82.62		17:33:47.541
7 -	38.078			1:53.848	76.94	7.826	17:35:41.389
8 -	33.585			1:47.726	81.31	1.704	17:37:29.115
9 -	33.818			1:47.923	81.16	1.901	17:39:17.038

P8 27		Barrington DARCY		Porsche Boxster S			
IDEAL LAP TIME : 1:47.264		BEST LAP TIME : 1:47.317		DIFFERENCE : 0.053			
LAP	SECTOR 1	SECTOR 2	SECTOR 3	LAP TIME	MPH	DIFF	TIME OF DAY
1 -				2:01.904	71.85	14.587	17:24:54.949
2 -	33.862			1:47.712	81.32	0.395	17:26:42.661
3 -	33.648			1:47.385 (2)	81.57	0.068	17:28:30.046
4 -	35.630			1:49.028	80.34	1.711	17:30:19.074
5 -	33.609	48.199	26.089	1:47.897	81.18	0.580	17:32:06.971
6 -	33.558			1:47.576 (3)	81.42	0.259	17:33:54.547
7 -	33.682			1:47.637	81.38	0.320	17:35:42.184
8 -	33.611	47.976	25.730	1:47.317 (1)	81.62		17:37:29.501
9 -	33.758			1:48.398	80.81	1.081	17:39:17.899

Woods Foodservice Boxster Cup

RACE 8 - SECTOR ANALYSIS



SECTOR 1 = FL to I1, SECTOR 2 = I1 to I2, SECTOR 3 = I2 to FL, DIFF = Difference To Personal Best Lap, P = Crossed Finish Line in Pit Lane, D = Time Disallowed

P9 20		Faye NOBLE-EVANS		Porsche Boxster 986S			
IDEAL LAP TIME : 1:48.788		BEST LAP TIME : 1:47.533		DIFFERENCE : -1.255			
LAP	SECTOR 1	SECTOR 2	SECTOR 3	LAP TIME	MPH	DIFF	TIME OF DAY
1 -				1:58.105	74.16	10.572	17:24:51.150
2 -	33.845	49.272	26.127	1:49.244	80.18	1.711	17:26:40.394
3 -	33.759			1:48.383	80.82	0.850	17:28:28.777
4 -	34.159			1:49.400	80.07	1.867	17:30:18.177
5 -	33.953			1:48.359	80.84	0.826	17:32:06.536
6 -	33.389			1:47.533 (1)	81.46		17:33:54.069
7 -	33.482			1:48.450	80.77	0.917	17:35:42.519
8 -	33.819			1:47.692 (2)	81.34	0.159	17:37:30.211
9 -	33.441			1:48.125 (3)	81.01	0.592	17:39:18.336

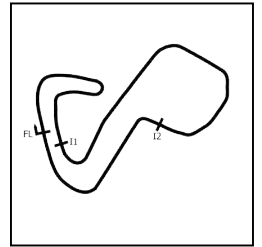
P10 44		Scott EVANS		Porsche Boxster S			
IDEAL LAP TIME :		BEST LAP TIME : 1:45.143		DIFFERENCE :			
LAP	SECTOR 1	SECTOR 2	SECTOR 3	LAP TIME	MPH	DIFF	TIME OF DAY
1 -				2:05.662	69.70	20.519	17:24:58.707
2 -	34.647			1:48.631	80.63	3.488	17:26:47.338
3 -	34.872			1:49.296	80.14	4.153	17:28:36.634
4 -	33.749			1:47.020	81.85	1.877	17:30:23.654
5 -	33.434			1:46.334 (2)	82.38	1.191	17:32:09.988
6 -	33.027			1:45.143 (1)	83.31		17:33:55.131
7 -	33.421			1:47.410	81.55	2.267	17:35:42.541
8 -	34.562			1:47.812	81.25	2.669	17:37:30.353
9 -	33.824			1:46.911 (3)	81.93	1.768	17:39:17.264

P11 72		Mike CURTLER		Porsche Boxster S			
IDEAL LAP TIME :		BEST LAP TIME : 1:49.563		DIFFERENCE :			
LAP	SECTOR 1	SECTOR 2	SECTOR 3	LAP TIME	MPH	DIFF	TIME OF DAY
1 -				1:59.927	73.04	10.364	17:24:52.972
2 -	34.288			1:50.628	79.18	1.065	17:26:43.600
3 -	33.922			1:50.061	79.59	0.498	17:28:33.661
4 -	34.332			1:49.837	79.75	0.274	17:30:23.498
5 -	34.319			1:51.259	78.73	1.696	17:32:14.757
6 -	34.127			1:49.563 (1)	79.95		17:34:04.320
7 -	34.323			1:49.606 (2)	79.92	0.043	17:35:53.926
8 -	34.199			1:49.903	79.70	0.340	17:37:43.829
9 -	33.920			1:49.706 (3)	79.84	0.143	17:39:33.535

P12 60		Anthony LEVY		Porsche Boxster S			
IDEAL LAP TIME :		BEST LAP TIME : 1:47.967		DIFFERENCE :			
LAP	SECTOR 1	SECTOR 2	SECTOR 3	LAP TIME	MPH	DIFF	TIME OF DAY
1 -				2:03.843	70.73	15.876	17:24:56.888
2 -	34.471			1:50.307	79.41	2.340	17:26:47.195
3 -	34.689			1:50.758	79.08	2.791	17:28:37.953
4 -	34.602			1:51.046	78.88	3.079	17:30:28.999
5 -	34.156			1:50.190	79.49	2.223	17:32:19.189
6 -	33.935			1:49.391	80.07	1.424	17:34:08.580
7 -	33.392			1:49.372 (3)	80.09	1.405	17:35:57.952
8 -	33.628			1:48.361 (2)	80.83	0.394	17:37:46.313
9 -	33.586			1:47.967 (1)	81.13		17:39:34.280

Woods Foodservice Boxster Cup

RACE 8 - SECTOR ANALYSIS



SECTOR 1 = FL to I1, SECTOR 2 = I1 to I2, SECTOR 3 = I2 to FL, DIFF = Difference To Personal Best Lap, P = Crossed Finish Line in Pit Lane, D = Time Disallowed

P13 46		Matt GOUGH		Porsche Boxster S			
IDEAL LAP TIME : 1:50.498		BEST LAP TIME : 1:49.633		DIFFERENCE : -0.865			
LAP	SECTOR 1	SECTOR 2	SECTOR 3	LAP TIME	MPH	DIFF	TIME OF DAY
1 -				2:03.301	71.04	13.668	17:24:56.346
2 -	34.241			1:50.395	79.34	0.762	17:26:46.741
3 -	34.075			1:50.486	79.28	0.853	17:28:37.227
4 -	34.436	50.137	26.404	1:50.977	78.93	1.344	17:30:28.204
5 -	34.349			1:50.620	79.18	0.987	17:32:18.824
6 -	34.927			1:51.091	78.85	1.458	17:34:09.915
7 -	34.037			1:49.633 (1)	79.90		17:35:59.548
8 -	33.957			1:49.870 (2)	79.72	0.237	17:37:49.418
9 -	34.083			1:50.073 (3)	79.58	0.440	17:39:39.491

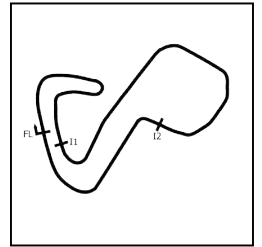
P14 68		Martin MASON		Porsche Boxster S			
IDEAL LAP TIME :		BEST LAP TIME : 1:53.127		DIFFERENCE :			
LAP	SECTOR 1	SECTOR 2	SECTOR 3	LAP TIME	MPH	DIFF	TIME OF DAY
1 -				2:10.661	67.04	17.534	17:25:03.706
2 -	35.839			1:55.721	75.69	2.594	17:26:59.427
3 -	35.472			1:54.289	76.64	1.162	17:28:53.716
4 -	36.178			1:55.013	76.16	1.886	17:30:48.729
5 -	35.775			1:53.838	76.95	0.711	17:32:42.567
6 -	35.905			1:53.679 (3)	77.05	0.552	17:34:36.246
7 -	35.827			1:53.127 (1)	77.43		17:36:29.373
8 -	35.185			1:53.496 (2)	77.18	0.369	17:38:22.869
9 -	36.094			1:55.228	76.02	2.101	17:40:18.097

P15 25		Craig HORVATH		Porsche Boxster S			
IDEAL LAP TIME :		BEST LAP TIME : 1:52.563		DIFFERENCE :			
LAP	SECTOR 1	SECTOR 2	SECTOR 3	LAP TIME	MPH	DIFF	TIME OF DAY
1 -				2:08.891	67.96	16.328	17:25:01.936
2 -	36.052			1:55.407	75.90	2.844	17:26:57.343
3 -	36.084			1:56.094	75.45	3.531	17:28:53.437
4 -	35.631			1:54.578	76.45	2.015	17:30:48.015
5 -	35.441			1:54.091 (3)	76.77	1.528	17:32:42.106
6 -	35.139			1:53.653 (2)	77.07	1.090	17:34:35.759
7 -	35.576			1:52.563 (1)	77.82		17:36:28.322
8 -	35.475			1:54.138	76.74	1.575	17:38:22.460
9 -	35.951			1:56.082	75.46	3.519	17:40:18.542

P16 38		Eric BRIDGES		Porsche Boxster S			
IDEAL LAP TIME :		BEST LAP TIME : 1:54.343		DIFFERENCE :			
LAP	SECTOR 1	SECTOR 2	SECTOR 3	LAP TIME	MPH	DIFF	TIME OF DAY
1 -				2:04.822	70.17	10.479	17:24:57.867
2 -	35.305			1:54.783	76.31	0.440	17:26:52.650
3 -	35.367			1:55.838	75.62	1.495	17:28:48.488
4 -	35.413			1:54.738 (3)	76.34	0.395	17:30:43.226
5 -	35.215			1:54.553 (2)	76.46	0.210	17:32:37.779
6 -	35.112			1:54.760	76.33	0.417	17:34:32.539
7 -	35.675			1:54.343 (1)	76.61		17:36:26.882
8 -	35.733			1:55.206	76.03	0.863	17:38:22.088
9 -	35.813			1:57.090	74.81	2.747	17:40:19.178

Woods Foodservice Boxster Cup

RACE 8 - SECTOR ANALYSIS



SECTOR 1 = FL to I1, SECTOR 2 = I1 to I2, SECTOR 3 = I2 to FL, DIFF = Difference To Personal Best Lap, P = Crossed Finish Line in Pit Lane, D = Time Disallowed

P17 61		Nick LAWRENCE		Porsche Boxster S			
IDEAL LAP TIME :		BEST LAP TIME : 1:53.183		DIFFERENCE :			
LAP	SECTOR 1	SECTOR 2	SECTOR 3	LAP TIME	MPH	DIFF	TIME OF DAY
1 -				2:07.421	68.74	14.238	17:25:00.466
2 -	35.964			1:54.407	76.56	1.224	17:26:54.873
3 -	36.061			1:55.474	75.85	2.291	17:28:50.347
4 -	36.800			1:56.060	75.47	2.877	17:30:46.407
5 -	35.770			1:53.726 (2)	77.02	0.543	17:32:40.133
6 -	35.135			1:53.183 (1)	77.39		17:34:33.316
7 -	35.253			1:53.951 (3)	76.87	0.768	17:36:27.267
8 -	35.914			1:55.962	75.54	2.779	17:38:23.229
9 -	36.104			1:56.122	75.43	2.939	17:40:19.351

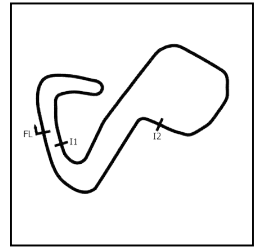
P18 24		Sarah WOOD		Porsche Boxster S			
IDEAL LAP TIME :		BEST LAP TIME : 1:54.424		DIFFERENCE :			
LAP	SECTOR 1	SECTOR 2	SECTOR 3	LAP TIME	MPH	DIFF	TIME OF DAY
1 -				2:13.078	65.82	18.654	17:25:06.123
2 -	35.710			1:57.286	74.68	2.862	17:27:03.409
3 -	36.297			1:57.248	74.71	2.824	17:29:00.657
4 -	35.998			1:56.707	75.05	2.283	17:30:57.364
5 -	36.083			1:56.555	75.15	2.131	17:32:53.919
6 -	36.147			1:55.595 (3)	75.78	1.171	17:34:49.514
7 -	36.001			1:55.390 (2)	75.91	0.966	17:36:44.904
8 -	36.138			1:55.875	75.59	1.451	17:38:40.779
9 -	35.833			1:54.424 (1)	76.55		17:40:35.203

P19 64		David HUSSEY		Porsche Boxster S			
IDEAL LAP TIME :		BEST LAP TIME : 1:55.417		DIFFERENCE :			
LAP	SECTOR 1	SECTOR 2	SECTOR 3	LAP TIME	MPH	DIFF	TIME OF DAY
1 -				2:13.757	65.49	18.340	17:25:06.802
2 -	36.541			1:57.366	74.63	1.949	17:27:04.168
3 -	35.991			1:57.077	74.82	1.660	17:29:01.245
4 -	35.911			1:56.850	74.96	1.433	17:30:58.095
5 -	35.700			1:56.424	75.24	1.007	17:32:54.519
6 -	35.981			1:57.162	74.76	1.745	17:34:51.681
7 -	35.325			1:56.351 (3)	75.28	0.934	17:36:48.032
8 -	35.455			1:55.682 (2)	75.72	0.265	17:38:43.714
9 -	36.501			1:55.417 (1)	75.89		17:40:39.131

P20 51		Stuart WARNER		Porsche Boxster S			
IDEAL LAP TIME : 1:55.604		BEST LAP TIME : 1:55.651		DIFFERENCE : 0.047			
LAP	SECTOR 1	SECTOR 2	SECTOR 3	LAP TIME	MPH	DIFF	TIME OF DAY
1 -		53.264	28.327	2:09.062	67.87	13.411	17:25:02.107
2 -	36.810			1:58.190	74.11	2.539	17:27:00.297
3 -	36.229	52.927	28.122	1:57.278	74.69	1.627	17:28:57.575
4 -	36.671	52.819	28.186	1:57.676	74.44	2.025	17:30:55.251
5 -	36.450			1:57.195	74.74	1.544	17:32:52.446
6 -	36.406	52.408	27.788	1:56.602 (3)	75.12	0.951	17:34:49.048
7 -	35.688	52.128	27.835	1:55.651 (1)	75.74		17:36:44.699
8 -	38.253			1:58.838	73.71	3.187	17:38:43.537
9 -	36.252			1:56.442 (2)	75.22	0.791	17:40:39.979

Woods Foodservice Boxster Cup

RACE 8 - SECTOR ANALYSIS



SECTOR 1 = FL to I1, SECTOR 2 = I1 to I2, SECTOR 3 = I2 to FL, DIFF = Difference To Personal Best Lap, P = Crossed Finish Line in Pit Lane, D = Time Disallowed

P21		6		Mike THOMPSON		Porsche Boxster 986S	
IDEAL LAP TIME :		BEST LAP TIME : 1:46.139		DIFFERENCE :			
LAP	SECTOR 1	SECTOR 2	SECTOR 3	LAP TIME	MPH	DIFF	TIME OF DAY
1 -				1:58.477	73.93	12.338	17:24:51.522
2 -	34.012			1:49.289	80.15	3.150	17:26:40.811
3 -	33.831			1:48.154	80.99	2.015	17:28:28.965
4 -	43.072			2:10.804	66.96	24.665	17:30:39.769
5 -	33.116			1:46.565 (3)	82.20	0.426	17:32:26.334
6 -	33.383			1:46.139 (1)	82.53		17:34:12.473
7 -	35.154			1:55.294	75.97	9.155	17:36:07.767
8 -	33.271			1:46.196 (2)	82.48	0.057	17:37:53.963

Woods Foodservice Boxster Cup

RACE 8 - BEST SECTORS

SECTOR 1			SECTOR 2			SECTOR 3			IDEAL / BEST COMPARISON						
POS	NO	NAME	TIME	NO	NAME	TIME	NO	NAME	TIME	POS	NO	NAME	IDEAL	BEST	DIFF
													PERFECT LAP	1:45.083	
1	53	GREGORY	32.737	99	HEARD	47.168	99	HEARD	25.178	1	99	HEARD	1:45.231	1:46.079	0.848
2	17	KING	32.856	86	GREWCOCK	47.970	86	GREWCOCK	25.450	2	86	GREWCOCK	1:46.659	1:46.821	0.162
3	99	HEARD	32.885	27	DARCY	47.976	27	DARCY	25.730	3	27	DARCY	1:47.264	1:47.317	0.053
4	81	DARLING	32.997	20	NOBLE-EVANS	49.272	20	NOBLE-EVANS	26.127	4	20	NOBLE-EVANS	1:48.788	1:47.533	-1.255
5	44	EVANS	33.027	46	GOUGH	50.137	46	GOUGH	26.404	5	46	GOUGH	1:50.498	1:49.633	-0.865
6	6	THOMPSON	33.116	51	WARNER	52.128	51	WARNER	27.788	6	51	WARNER	1:55.604	1:55.651	0.047
7	90	THOMSON	33.189							7	25	HORVATH		1:52.563	
8	86	GREWCOCK	33.239							8	24	WOOD		1:54.424	
9	20	NOBLE-EVANS	33.389							9	38	BRIDGES		1:54.343	
10	60	LEVY	33.392							10	44	EVANS		1:45.143	
11	11	CHARTERS	33.522							11	17	KING		1:45.690	
12	27	DARCY	33.558							12	53	GREGORY		1:46.420	
13	72	CURLER	33.920							13	60	LEVY		1:47.967	
14	46	GOUGH	33.957							14	61	LAWRENCE		1:53.183	
15	38	BRIDGES	35.112							15	64	HUSSEY		1:55.417	
16	61	LAWRENCE	35.135							16	68	MASON		1:53.127	
17	25	HORVATH	35.139							17	72	CURLER		1:49.563	
18	68	MASON	35.185							18	81	DARLING		1:44.936	
19	64	HUSSEY	35.325							19	11	CHARTERS		1:46.022	
20	51	WARNER	35.688							20	90	THOMSON		1:45.902	
21	24	WOOD	35.710							21	6	THOMPSON		1:46.139	

Woods Foodservice Boxster Cup

RACE 8 - STATISTICS

Competitors Started	21
Planned Start	2024-05-18 @ 17:00:00.000
Actual Start	2024-05-18 @ 17:22:53.045
Finish Time	2024-05-18 @ 17:39:01.811
Track Length	2.4332mi.
Total Laps	188
Total Distance Covered	457.4584mi.

Session Fastest Lap History

NO	NAME	LAP TIME	TIME OF DAY	LAP	VEHICLE
81	Perry DARLING	1:53.392	17:24:46.442	1	Porsche Boxster S
81	Perry DARLING	1:46.720	17:26:33.159	2	Porsche Boxster S
53	Wayne GREGORY	1:46.562	17:26:35.201	2	Porsche Boxster 986S
53	Wayne GREGORY	1:46.420	17:30:08.895	4	Porsche Boxster 986S
90	Sarah THOMSON	1:46.329	17:30:11.273	4	Porsche Boxster 986S
17	Darren KING	1:46.300	17:30:11.890	4	Porsche Boxster 986S
90	Sarah THOMSON	1:46.029	17:31:57.302	5	Porsche Boxster 986S
11	Ryan CHARTERS	1:46.022	17:33:47.568	6	Porsche Boxster S
44	Scott EVANS	1:45.143	17:33:55.131	6	Porsche Boxster S
81	Perry DARLING	1:44.936	17:39:06.696	9	Porsche Boxster S

Session Leader History

NO	NAME	FROM LAP	LAPS LED	DISTANCE	VEHICLE
81	Perry DARLING	1	2	4.86 miles	Porsche Boxster S
99	Graham HEARD	3	4	9.73 miles	Porsche Boxster 986S
90	Sarah THOMSON	7	3	7.29 miles	Porsche Boxster 986S

Flag History

TYPE	TIME OF DAY
GREEN	17:22:53.045
FINISH	17:39:01.811

Flag Statistics

TYPE	COUNT	TOTAL LAPS	TOTAL TIME
Green	1	9	17:56.646
Red	0	0	0.000
Safety Car	0	0	0.000
FCY	0	0	0.000